

Graduate School of Medicine, Science and Technology  
Doctoral Program  
Department of Biomedical Engineering 3-year course

## Student Application Guidelines

(General Selection)

(Special Selection for Working Students)

(October Admissions /2026) 【Second Application】

(April Admissions /2027)

信州大学大学院総合医理工学研究科  
博士課程

生命医工学専攻 3年制コース

## 学生募集要項

一般選抜

社会人特別選抜

(2026年10月入学) 【第2回選抜】

(2027年4月入学)

In case the contents of Application Guidelines need to be changed due to the unexpected circumstances such as disasters or infectious diseases, the information will be updated on our website. Please be sure to check the latest information on our website.

(<https://www.shinshu-u.ac.jp/graduate/sogoiriko/en/admission/biomedical-engineering/>)



信州大学  
SHINSHU UNIVERSITY



# Table of Contents

Department of Biomedical Engineering 3-year course

Annual Admission Plan (Outline).....	2 -
List of Application Documents .....	4 -
1. Eligibility .....	5 -
2. Admission Qualification Screening.....	6 -
3. Application Procedures .....	7 -
4. Application Documents .....	7 -
5. Selection Methods .....	14 -
6. Announcement of Successful Applicants .....	16 -
7. Admission Procedures .....	16 -
8. Preliminary Consultation for Reasonable Accommodation.....	17 -
9. Special Measures for Working Student Special Selection.....	18 -
10. Security Export Control (for international students) .....	18 -
11. Doctoral Student Support Programs .....	19 -
12. Others .....	19 -

## Objectives of Graduate School of Medicine, Science and Technology

Our goal is to train individuals to become cutting-edge professionals and researchers able to contribute to society by using both the extensive knowledge and technical skills they have attained in one of the specialized fields of medicine, health sciences, science, engineering, agriculture, or biomedical science, and an ability to respond flexibly to a changing world. To this end, we aim to provide the opportunity to acquire the following competences, which we regard as essential in all the technical professions.

1. An ability to consider problems that lie beyond the usual scope of one's own discipline and by doing so form a new understanding of the social value of one's own research activity.
2. The sound ethical perspective needed by highly-qualified professionals and researchers engaged in the development of science and technology.

## Intent of Working Student Special Selection

As science and technology have remarkably progressed and diversified, there is an increasing demand for individuals with rich creativity and high research capability in wide fields of society and strong leadership in research and development. Therefore the doctoral program of Graduate School of Medicine, Science and Technology accepts working professionals who are involved in research, development, and other activities in a company, research institution, educational institution, etc. We aim to deepen interactions between society and the university in education and research in response to the demand. Hence we offer a special selection for working professionals with expertise and academic capabilities sufficient to take a doctoral program.

# Admission Policy

## Common Admission Policy for All Graduate Schools

Shinshu University Graduate Schools proactively accept individuals who possess qualities such as those listed below.

- Individuals educated in a wide range of topics, possessing expertise in their field of study, and desiring to expand their knowledge
- Individuals who are full of intellectual curiosity and will independently tackle technical issues or issues facing the local community
- Individuals with profound intelligence and the ability to think logically, who are wise and virtuous and aspire to actively demonstrate leadership in various fields
- Individuals, concerned with issues facing society, the environment, and the international community, who wish to actively contribute to the global community by applying their creativity to these issues
- Individuals who wish to enhance their technical abilities and knowledge acquired from occupational experience

## Admissions Policy of the Graduate School of Medicine, Science and Technology

Pursuant to the university's philosophy and the educational goals of the Graduate School, the Graduate School of Medicine, Science and Technology welcomes students who demonstrate the following capabilities and drive.

1. Those who are eager to undertake cutting-edge research in science, medicine, healthcare, welfare and technology.
2. Those who aim to be researchers leading the world in science, medicine, healthcare, welfare, and technology or who aim to be highly skilled professionals.
3. Those who have been proactive about their learning at undergraduate schools, graduate schools, companies, or medical institutions, and have acquired extensive expertise and technical skills and the ability to drive research forward.



Admission Procedures < 7 >	For October Admissions in 2026 : From September 4 to September 10, 2026(By 5:00 p.m. on the deadline day) For April Admissions in 2027 : From February 22 to March 1, 2027(By 5:00 p.m. on the deadline day)
-------------------------------	---

# List of Application Documents

Submit necessary documents. For details on how to fill in, see the reference section.

Get approval of the desired advisor before applications and download the application documents from the following URL.

<https://www.shinshu-u.ac.jp/graduate/sogoiriko/en/admission/biomedical-engineering/>

All : All applicants are required to submit  
 Some : Only relevant applicants are required to submit  
 None : Any applicants are not required to submit

	Application Documents	General Selection	Working Student Special Selection	Predetermined Document	Reference Section of Entry Method
Admission Qualification Screening	① Admission Qualification Screening Report	Some	Some	Provided for downloading	Carefully read  2 Admission Qualification Screening
	② Certificate of Examination (or Certificates of expected success in the examination) and documents about examination criteria	Some	Some		
	③ Resume of academic background, past activities, working experience, etc.	Some	Some		
Admission Application	④ Application Checking Sheet	All	All	Provided for downloading *	Carefully read  4 Application Documents
	⑤ Address Label [only for mail]	All	All	Provided for downloading *	
	⑥ Photo (for uploading)	All	All		
	⑦ Official Transcripts (undergraduate (Bachelor) and graduate schools (e.g. Master))	Some	Some		
	⑧ Certificate of Graduation and Completion (or Expected Completion) (undergraduate (Bachelor) and graduate schools (e.g. Master))	Some	Some		
	⑨ A Copy of a Master's Thesis	Some	Some		
	⑩ Summary of Master's Thesis / Research Progress Report	All	All	Provided for downloading	
	⑪ Research Achievements Report	Some	Some	Provided for downloading	
	⑫ Research Plan	All	All	Provided for downloading	
	⑬ Consent for Examination	None	All	Provided for downloading	
	⑭ Work History	None	All	Provided for downloading	
	⑮ A Copy of a Passport	Some	Some		
	⑯ Certificate of Japanese Government Scholarship Students	Some	Some		
	⑰ A Copy of Result of Admission Qualification Screening	Some	Some		
⑱ Special Measures Request Report for Working Student Special Selection	None	Some	Provided for downloading	9 Special Measures for Working Student Special Selection	

\* Print out from the Online Application Website.

# Graduate School of Medicine, Science and Technology

## Doctoral Program

(October 2026 Admissions)

(April 2027 Admissions)

## Application Guidelines

### 1. Eligibility

- ◎ **General Selection** Applicants must correspond to one of the followings.
- ◎ **Working Student Special Selection** Applicants must be currently researchers, teachers, or engineers working in a research institution, educational institution, company, etc., be going to remain in the position after admission, and correspond to one of the followings.
  - ① Persons who hold or expect to have obtained a master's degree or a professional degree by the end of the previous month of the admission.
  - ② Persons who hold or expect to have obtained a degree equivalent to a master's degree or a professional degree outside of Japan by the end of the previous month of the admission.
  - ③ Persons who have taken or are taking a subject of a correspondence course offered by a non-Japanese school when being in Japan and who hold or expect to have obtained a degree equivalent to a master's degree or a professional degree by the end of the previous month of the admission.
  - ④ Persons who have completed a course of an educational institution when being in Japan and who hold or expect to have obtained a degree equivalent to a master's degree or a professional degree by the end of the previous month of the admission; provided that such educational institution shall be accredited by an educational system of a non-Japanese country and be designated by the Minister of Education, Culture, Sports, Science and Technology as an institution offering a graduate school course of such country.
  - ⑤ Persons who have completed a course of United Nations University and who hold or expect to have obtained a degree equivalent to a master's degree by the end of the previous month of the admission.
  - ⑥ Persons who have taken or are taking a course of a non-Japanese school, an educational institution specified by ④, or United Nations University and who passed or expect to pass an examination prescribed by article 16-(2) of Standards for Establishment of Graduate Schools (Ordinance No.28 of the Ministry of Education, Culture, Sports, Science and Technology, on June 20, 1974) or an equivalent by the end of the previous month of the admission.
  - ⑦ Persons who are approved that their academic capabilities are equal to or greater than a person holding a master's degree based on a publication of books, academic treatises, academic lectures, academic reports, patents, etc. by Graduate School of Medicine, Science and Technology. Applicants must meet either one of the following conditions.
    - A. Persons who have graduated from a university and have engaged in research for at least two years at a university, research laboratory or other institutions by the end of the previous month of the admission.
    - B. Persons who have engaged in research for at least two years at a university, research laboratory or other institutions by the end of the previous month of the admission after having completed 16-year-school education outside of Japan or having completed it by taking a subject of a correspondence course offered by a non-Japanese school when being in Japan.
  - ⑧ Persons who are approved that their academic capabilities are equal to or greater than a person holding a master's degree or a professional degree by Admission Qualification Screening of Graduate School of Medicine, Science and Technology and who will be 24 years old or older by the end of the previous month of the admission. Applicants must meet either one of the following conditions.
    - A. Persons who are graduates of a university, junior college, technical college, vocational college, or other schools or have completed training at an equivalent educational institution and who have working experience at a university, laboratory, or other institutions or in a field related to science and technology.
    - B. Persons who have a research achievement that are approved that the value is equal to or greater than a master's thesis as to a publication of books, academic treatises, academic lectures, academic reports, patents, etc.

## 2. Admission Qualification Screening

Applicants under Eligibility ①~⑤ are not required to undergo Admission Qualification Screening.

### (1) Procedures

Deadline of Application	<b>June 22, 2026</b> Documents must ARRIVE no later than 5:00 p.m. on the deadline day.
Submission Methods	Send email with "Subject: Admission Qualification Screening (name)" (blank message) to Graduate School Office, Division of Student Affairs (sogoiriko-ao-ml@shinshu-u.ac.jp). We will inform you of the URL for uploading the required documents in reply. Follow the instructions and upload the required documents. NOTE : The <b>UPLOAD MUST BE COMPLETED</b> by the deadline stated above. You will NOT be able to upload any files once the deadline has passed.

### (2) Documents to be submitted

\* Documents to be submitted vary from person to person. Confirm which documents you must submit in the list of page 3.

Required Documents	Notes
① Admission Qualification Screening Report 《Applicants under "1. Eligibility ⑥, ⑦, or ⑧"》	Download the Admission Qualification Screening Report from the following URL and fill in required information in it. (If there is any publication of books, academic treatises, academic lectures, academic reports, patents, etc., attach a copy or reprint.) <a href="https://www.shinshu-u.ac.jp/graduate/sogoiriko/en/admission/biomedical-engineering/">https://www.shinshu-u.ac.jp/graduate/sogoiriko/en/admission/biomedical-engineering/</a>
② Certificates of Examination (or Certificate of expected success in the examination) and documents about examination criteria 《Applicants under "1. Eligibility ⑥"》	If you are an applicant under Eligibility ⑥ and passed or are expected to pass an examination equivalent to an examination prescribed by article 16-(2) of Standards for Establishment of Graduate Schools, submit the following documents. A. A certificate of examination (or a certificate of expected success in the examination) prepared by the President of the last university or undergraduate you graduated from (or the President of an institution you graduated from if not a university). (Data scanned from the original is acceptable. Submit an original certificate of examination at the time of admission) B. A document defining examination criteria or other related documents (A copy is allowed). (e.g.) • Qualifying standards of the examination • A documentation that shows reasonableness between qualifying standards of the examination and qualification requirements for a master's degree of a qualifying body • A documentation that shows reasonableness between treatment of persons who passed the examination and that of persons who hold a master's degree from another university and are transferred to a qualifying body in a doctoral program of a qualifying body
③ Resume of Academic Background, Past Activities, Working Experience, etc. 《Applicants under "1. Eligibility ⑧"》	If you are an applicant under Eligibility ⑧, submit a free-format detailed record about academic background, past activities, working experience, etc. The followings may be included. A. Academic background from a university, junior college, technical college, etc. B. Working experience in a research institution, educational institution, company, etc. C. Overseas experience in an international organization or other organizations D. Language skills including English E. Working experience in computer software development

### (3) Notification of Results

Applicants will be notified of the results on July 9, 2026 to the email address used at the time of application.

### 3. Application Procedures

Online application registration and Payment of Examination Fee	From July 8 to July 24, 2026
Application Period	<b>From July 15 to July 24, 2026</b> (ALL PROCEDURES, including <b>DOCUMENT ARRIVAL</b> , must be completed by 5:00 p.m. on the final day)
Submission Methods	<p>*For details on the Internet application, please refer to the "Online Application Procedure" from page 13.</p> <p><b>Step1~5 Registration of application details, etc. (including uploading your photo)</b> Please read this application guideline carefully and make sure to register your application information correctly. (In particular, the category of entrance examination, the major you wish to enter, and the subjects you wish to take in the examinations).</p> <p><b>Step 6 Payment of Application Fee</b> (a) Application fee: 30,000 yen Other system usage fees (900 yen) are required. (b) Payment period: Refer to the preceding table. (NOTE 1) For details on the payment method, please confirm on the Online Application Website.(Payment by credit card, etc.) (NOTE 2) Applicants who are expected to complete a master's course or a professional degree course of Shinshu University at the previous month of the admission are not required to pay the fee. (NOTE 3) Applicants who are Japanese Government Scholarship Students at the time of applying are NOT required to pay the fee.</p> <p><b>Step7 Mailing the Required Documents</b> Print out the Application Checking Sheet from the "Application List" on the Online Application Website, and place it in a commercially available square No.2 (240 mm x 332 mm) envelope together with the documents required in "(3) Application Documents, etc.". Attach the address label printed from the "Application List" to the envelope, and send it by DHL, EMS etc. from overseas or by registered express mail in Japan to the Admissions Office. <b>* IMPORTANT:</b> Your application will be complete <b>ONLY</b> after you have finished the registration on the online application site, paid the entrance examination fee, and submitted the required documents by mail. <b>Please be aware that your application will NOT BE ACCEPTED if the documents do not ARRIVE within the application period, even if the online registration is completed.</b></p> <p><b>Step8 Printing the Examination Card</b> After receiving the "E-mail Confirming Examination Number," please print the examination card from the Online Application Website. *We will not mail the Examination card.</p>
Submission Address	Graduate School Office, Division of Student Affairs, Shinshu University(Admissions Office) 3-1-1 Asahi, Matsumoto City, Nagano Prefecture, 390-8621 Japan Phone:+81-263-37-2863 E-mail : sogoiriko-ao-ml@shinshu-u.ac.jp

### 4. Application Documents

Applicants should prepare and submit the application documents within the application period. Documents to be submitted vary from person to person. Confirm which documents you must submit in the list of page 3.

- (1) Documents to be printed out from the application confirmation page after the online application registration  
Be sure to check that the printed contents are correct. If there is an error, submit it after correcting it in red.

Application Documents	Notes
④ Application Checking Sheet	Print out the Application Checking Sheet on A4 size paper from the Online Application Website (monochrome printing is acceptable).

⑤ Address label [only for mail]	Print out the Address label from the Online Application Website, attach it to a commercially available square No. 2 envelope (24 cm x 33.2 cm), insert the application documents, and mail it.
------------------------------------	--

(2) Items that need to be uploaded on the Online Application Website (mail submission is not required)

Application Documents	Notes
⑥ Photo (for uploading)	<p>Please upload an image file of the face photo for the Examination Card.</p> <ul style="list-style-type: none"> <li>- A color photo of the applicant only (upper body, facing forward, no hat, no background, no frame, taken within 3 months of application)</li> <li>- The file format must be JPEG or PNG, and the photo must be of high quality (100KB to 5MB) (aspect ratio 4:3)</li> <li>- Images that are unclear, have a dark background or have been edited are not acceptable.</li> </ul>

(3) Documents prepared by applicant

The application documents marked “ \* ” are Documents downloaded and printed out from the major’s website

<https://www.shinshu-u.ac.jp/graduate/sogoiriko/en/admission/biomedical-engineering/>

Application Documents	Notes
⑦ Official Transcripts (undergraduate (Bachelor) and graduate schools (e.g. Master))	<p>They must be prepared by the President of the university, graduate school, or undergraduate you graduated from (or the President of an institution you graduated from if not a university).</p> <p>Applicants who have passed the Admission Qualification Screening must submit official transcripts of the last university, junior college, technical college, vocational college, or other schools you graduated from or the last equivalent educational institution you have completed sufficient courses at.</p> <p>(NOTE 1) Applicants who have completed (or are expected to complete) our graduate school do not need to submit official transcripts of both undergraduate (Bachelor) and graduate schools (e.g. Master). Applicants who have graduated from our undergraduate and completed (or are expected to complete) graduate school of another university must submit official transcripts of graduate schools (e.g. Master).</p> <p>(NOTE 2) Certificates must be written in Japanese or English. In case of difficulty, certificates in other languages are acceptable.</p> <p>(NOTE 3) Please submit the original transcripts (not a copy). If you are a Japanese Government Scholarship Student, you can submit a copy instead of the original.</p>
⑧ Certificate of Graduation and Completion (or Expected Completion) (undergraduate (Bachelor) and graduate schools (e.g. Master))	<p>They must be prepared by the President of the university, graduate school, or undergraduate you graduated from (or the President of an institution you graduated from if not a university).</p> <p>(NOTE 1) <b>Applicants who have a graduate degree are required to submit a certificate with specific degree name.</b></p> <p>(NOTE 2) Applicants who have completed (or are expected to complete) our graduate school do not need to submit certificates of both undergraduate (Bachelor) and graduate schools (e.g. Master).</p> <p>Applicants who have graduated from our undergraduate and completed (or are expected to complete) graduate school of another university must submit certificates of graduate schools (e.g. Master).</p> <p>(NOTE 3) Certificates must be written in Japanese or English. In case of difficulty, certificates in other languages are acceptable.</p> <p>(NOTE 4) Please submit the original certificates or documents (not a copy). If you are a Japanese Government Scholarship Student, you can submit a copy instead of the original.</p>
⑨ A Copy of Master’s Thesis	<p>Applicants who presented a master’s thesis to any institution other than Shinshu University must submit the copy.</p> <p>(NOTE) Applicants who completed a master’s course or a first-term doctoral course of Shinshu University are not required to submit the copy.</p>

⑩ Summary of Master's Thesis / Research Progress Report*	A. Applicants who presented a master's thesis must submit the summary of the thesis. Use the downloaded form and write within 2,000 characters in Japanese or 500 words in English. (Graduates of Shinshu University do not need to submit it.) B. Applicants who are not covered by "A" above must submit a Research Progress Report. Use the downloaded form and write within 2,000 characters in Japanese or 500 words in English.
⑪ Research Achievements Report*	If applicants have any achievements including demonstrated or published research other than ⑩ above, write them in the downloaded form and submit it with a copy or reprint of the achievements.
⑫ Research Plan*	Write an outline of research plan in the downloaded form within 1,000 characters in Japanese or 300 words in English.
⑬ Consent for Examination*	Applicants for Working Student Special Selection must submit the downloaded consent form. The consent form must be signed and sealed by your superior of your working place.
⑭ Work History*	Applicants for Working Student Special Selection must fill in required information in the attached form and submit it.
⑮ A Copy of a Passport 《Applicants who do not have Japanese nationality》	Applicants who do not have Japanese nationality must submit a copy of a passport page showing your facial photograph and nationality. In addition, if such applicants reside in Japan, submit a copy of the page with a Landing Permission stamp and your latest visa status and period. Alternatively, please submit a copy of your residence card (both front and back).
⑯ Certificate of Japanese Government Scholarship Students	Japanese Government Scholarship Students of a university other than Shinshu University must submit a certificate of Japanese Government Scholarship Students issued by the university.
⑰ A Copy of Result of Admission Qualification Screening	Applicants under Eligibility ⑥, ⑦, or ⑧ must submit a copy of a document named the "Results of Admission Qualification Screening" that issued by Graduate School of Medicine, Science and Technology.
⑱ Special Measures Request Report for Working Student Special Selection*	Applicants who request for the special measures for working students must discuss with your desired advisor in advance and then submit the Special Measures Request Report.

### ✓ Examination Card

You can download the Examination Card from Application list of the Online Application Website after the examination number is confirmed.

An e-mail will be sent to your registered e-mail address to inform you of your examination number.

Please bring the printed Examination Card with you on the day of the examination. (Black and white printable)

※If you do not receive an examination number notification email one week before the examination date, please contact the Graduate School Office (sogoiriko-ao-ml@shinshu-u.ac.jp).

### ✓ Cautions regarding Applications

- ① If there is any deficiency in the application documents, the application will not be accepted.  
Be sure to fill in all required information completely and accurately.
- ② Personal computers can be used to fill in application documents prescribed by Graduate School of Medicine, Science and Technology.
- ③ No changes to the application documents will be accepted after submission.
- ④ Submitted application documents will not be returned.
- ⑤ Requests for a refund of the entrance examination fee will be accepted only in the following cases. In all other cases, the fee is non-refundable for any reason. A separate procedure is required for a refund. For details, please refer to our website. (Admissions Portal / Examination Fee Refund Procedure: [https://www.shinshu-u.ac.jp/ad\\_portal/return/index.html](https://www.shinshu-u.ac.jp/ad_portal/return/index.html)).
  - The fee was mistakenly paid twice.
  - The fee was paid, but the application was not submitted or accepted.
  - An application for an entrance examination fee waiver is being made.
- ⑥ Get approval of the desired advisor before applications. A desired division and unit will not be allowed to be changed after an application has been submitted.

- ⑦ Successful applications will be withdrawn if any information included in submitted documents is found to have been falsified.
- ⑧ Successful applicants who wish to have copies or reprints of their master's thesis and research achievements returned after an announcement of successful applications, inform the Admissions Office.
- ⑨ If there are any changes of your contact information, applicants must inform the Admissions Office immediately of it by email. Email address of the Admissions Office (Matsumoto Campus; Graduate School Office) is "sogoiriko-ao-ml@shinshu-u.ac.jp"

**[IMPORTANT]**

- Please submit the original documents (⑦ Official Transcripts, ⑧ Certificate of Graduation and Completion (or Expected Completion)).
- Applicants who have a graduate degree are required to submit a certificate with specific degree name.
- Documents to be submitted vary from person to person. Confirm which documents you must submit in the list of page 3.
- Please do not submit any documents other than the application documents, as they will not be accepted.

✓ **Examination Fee Exemption at Shinshu University**

Shinshu University offers a full exemption from examination fees for applicants who meet the following requirements:

• Exemption Requirements

Applicants or their financial sponsors who have been affected by a disaster in an area where the Disaster Relief Act has been applied, whose home has been completely destroyed, significantly damaged, or partially damaged, and who can submit a copy of their Disaster Victim Certificate (罹災証明書). The date of the disaster must be within one year prior to the final day of the application period.

For applicable areas under the Disaster Relief Act, please refer to the Japan Student Services Organization (JASSO) website:

(<https://www.jasso.go.jp/shogakukin/moshikomi/rinji/chiiki/genzai.html>)

• Application Method

Please prepare your Disaster Victim Certificate and apply on the online application registration site. In cases where a disaster happens right before the application period and you won't receive your Disaster Victim Certificate in time, first pay the examination fee with your application. After your certificate is issued, you'll be able to apply for a refund.

For details on Shinshu University's examination fee refund procedures, please refer to:

([https://www.shinshu-u.ac.jp/ad\\_portal/return/index.html](https://www.shinshu-u.ac.jp/ad_portal/return/index.html))

# Online Application Procedure

\*The procedure shown below is a standard image and may vary depending on the entrance exam category.  
Please follow the instructions on the screen to enter information.

## Online Application Procedure[Step1 ~8]



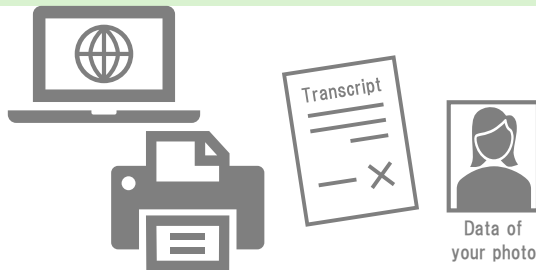
### Step

1

## Prepare

Prepare a PC with an Internet connection and a printer, etc. Please download and print the application guidelines from the university website, read them carefully, and then register for your application.  
It may take time for the required documents\* to be issued. Please start preparing them early and ensure that you have them with you before applying.

\*Required Documents : It may vary depending on the entrance exam category.(An official transcript, data of your photo, etc.) For details, refer to the application guidelines.



### Step

2

## Access the Online Application Website

### Undergraduate



[https://www.shinshu-u.ac.jp/ad\\_portal/](https://www.shinshu-u.ac.jp/ad_portal/)

Access from  
the University website

### Graduate Schools



<https://www.shinshu-u.ac.jp/grad/admission/>

### Step

3

## New registration / Login

Enter the required information according to the instructions on the screen to register.  
If you have already registered, log in and proceed to Step 4.



①Check your PC environment.



②Check the notes.

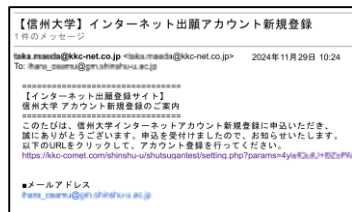


③On the login screen,

Click on New Registration



④Sending your email address for registering a new account.



⑤A registration URL will be sent to your registered email address.

\*Configure your email settings to receive emails from the @kko-net.co.jp domain.



⑥Set your password.

Record your registered email address and password.

Step

4

# Register the Contents of Your Application

Make sure to check the procedures and important notices on the screen, and then enter the required fields according to the instructions on the screen.



① Select the entrance exam category, etc.  
(includes confirmation of application for exemption from entrance application fee)



② Select the desired faculty/department, etc.



③ Enter personal information.



④ Confirm payment method for application fee.



⑤ Check your input.



⑥ Your application is registered.  
(A confirmation email will be sent to you)  
click on [Application List](#)

Step

5

# Upload a Photo of Your Face

Make sure to check the procedures and important notices on the screen, and then upload a photo.



① On the application list screen\*, click on [Upload a photo](#)



② Select a photo and upload.



Do not edit photos.

\* If you have already logged out, access the online application website and log in again.

Step

6

# Pay the Application Fee, etc. **Note: The application is not yet complete.**

Make sure to check the procedures and important notices on the screen, and then make a payment according to the instructions on the screen.



① On the application list screen\*, click on [Pay](#)



② Select the payment method and click on [To the Payment Page](#)

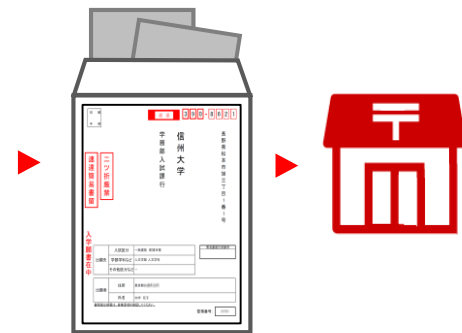
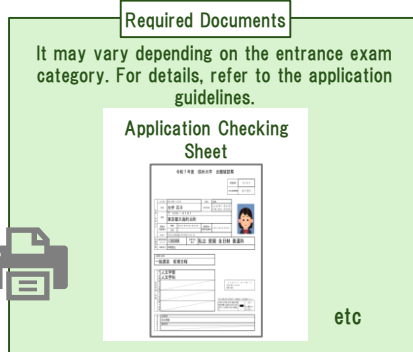


Check the website for payment details.  
(Credit card and other electronic payments)

\* If you have already logged out, access the online application website and log in again.

## Mail the Required Documents

After completing the application registration and the payment of the application fee, print out “Application Checking Sheet” “Address Label”, and mail them together with the other required documents within the application period.



① On the application list screen\*, Click on Application Checking Sheet  , Address Label 

② Attach the Address Label (For submitting application documents) to a Kakugata No.2 envelope. (24cm×33.2cm)

\*If you have already logged out, access the online application website and log in again.



In case you need to correct or change any of your registered details after the application registration is completed, check the “Corrections” box and revise with a red pen on the Application Checking Sheet printed in step 7. However, changes to “Category”, “Department-Division etc”, “Individual Test Selected Subject”, “Venue” will not be permitted.

## <Application is Complete>

### Important points when submitting your application

Your application will be completed by paying the application fee and mailing the required documents after completing the registration on the online application website. Please note that even if you complete the registration, **your application will not be accepted if the required documents are not received by the application deadline.**

Please check the application guidelines for the application period. Online application registration is available 24 hours a day starting approximately one week before the application period.

## Print the Examination Card

Once your examination number has been confirmed, you can download your examination card from the “Application List” screen on the online application website. “Examination Number Confirmation Email” will be sent to the email address you registered on the online application website, so be sure to check it and print it.  
\*The Examination Card will not be mailed to applicants.




### 【 Printing method 】

- A4 size vertical
- Plain white paper on both sides
- Single-sided printing (Black and white printable)
- Cut off the bottom half



Be sure to bring the printed Examination Card with you on the day of the exam.

① Received “Examination Number Confirmation Email”

② On the application list screen, click on Examination Card 

③ On the day of the exam

## 5. Selection Methods

Selection shall be conducted based on a combination of an academic test (oral examination) and reviews of documentations such as official transcripts and past achievements.

Details of the academic test are as follows:

\* Details regarding the examination time and administration will be provided by your chosen division or unit.

### (1) Date and Methods

① Date : August 19, 2026 (The time will be announced later.)

② Test Methods

Type	Test Subject	Time	Contents
Oral Examination	Subjects related to research fields of an applicant's desired Division.	Pre-appointed time between 9:00 a.m. and 5:00 p.m.	Questions about expertise in the subjects related to applicant' s research fields, ability to communicate in English, master's thesis, research plans, etc.

- Oral examination will be conducted in Japanese or English.
- Applicants who reside in Japan must take the examination in one of the following test venues.
- Applicants who reside overseas can select online video interview. For details, contact your desired advisor or send email to the Graduate School Office (sogoiriko-ao-ml@shinshu-u.ac.jp).
- In case the contents of Application Guidelines need to be changed due to the unexpected circumstances such as disasters or infectious diseases, the information will be updated on our website. Be sure to check the latest information on our website.

(<https://www.shinshu-u.ac.jp/graduate/sogoiriko/en/admission/biomedical-engineering/>)

### (2) Test Venues

① Matsumoto Test Venue

Matsumoto Campus; Faculty of Science, Shinshu University  
3-1-1 Asahi, Matsumoto City, Nagano Prefecture, Japan  
(Tel: 0263-37-2424, Phone: +81-263-37-2424)

② Nagano-Engineering Test Venue

Nagano-Engineering Campus; Faculty of Engineering, Shinshu University  
4-17-1 Wakasato, Nagano City, Nagano Prefecture, Japan  
(Tel: 026-269-5050, Phone: +81-26-269-5050)

③ Ina Test Venue

Ina Campus; Faculty of Agriculture, Shinshu University  
8304 Minaminowa-Village, Kamiina-County, Nagano Prefecture, Japan  
(Tel: 0265-77-1308, Phone: +81-265-77-1310)

④ Ueda Test Venue

Ueda Campus; Faculty of Textile Science and Technology, Shinshu University  
3-15-1 Tokida, Ueda City, Nagano Prefecture, Japan  
(Tel: 0268-21-5304, Phone: +81-268-21-5501)

(NOTE1) The test venue will be indicated on the Examination Card. The meeting location will be posted on the notice boards at each examination site. Please arrive early at the site to check the location.

(NOTE2)

1. Applicants must bring the Examination Card to an academic test.
2. Please enter the meeting location (examinee waiting room) at least 20 minutes before the designated examination start time.
3. If you are late for the examination start time, you will be allowed to take the exam for up to 20 minutes after the start, but not thereafter. (Excluding delays caused by public transportation.)
4. If you are unable to arrive on time for the examination due to a transportation accident or other reason, please contact the University as soon as possible. Depending on the reason for lateness, the applicant may be allowed to take the examination in accordance with the University regulations and policies. (A "Delay Certificate" must be submitted.) Please note that no makeup examinations will be enforced.

5. If the examinations are not conducted at the scheduled time due to natural disasters, traffic accidents, or other unavoidable circumstances, special arrangements such as postponement of the start time may be taken.

## 6. Announcement of Successful Applicants

Announcement of Successful Applicants

**September 3, 2026 at 2:00 p.m.**

Information of successful applicants will be posted after the above date and time. Please log in to the Online Application Website to confirm. (Click on "Confirmation of Successful Applicants" from the "Application List" on the same site). Please note that the information will NOT be posted on the university website or on notice boards on the university campus.

(NOTE) We do NOT accept inquiries by phone or email.

## 7. Admission Procedures

Successful applicants are required to log in to the Online Application Website during the term of admission procedures and complete it from "admission procedures" under "Application List". Applicants who do not complete the admission procedures during the period will be considered to have declined admission to the University.

### (1) Admission Procedures Period

October 2026 Admission: From September 4 to September 10, 2026 (By 5:00 p.m. on the deadline day.)

April 2027 Admission : From February 22 to March 1, 2027 (By 5:00 p.m. on the deadline day.)

### (2) Payment of Fees

#### ① Fees

##### A. Admission Fee 282,000 yen

If candidates have completed a master's course or a first-term doctoral course of Shinshu University at the previous month of the admission and will subsequently enroll in a doctoral course, or candidates are a Japanese Government Scholarship Student, they do not need to pay an admission fee.

##### B. Tuition (first term) 267,900 yen (second term) 267,900 yen

If candidates are a Japanese Government Scholarship Student, they do not need to pay tuition.

(NOTE1) The fees listed above are the current amounts as of April 2026. Any amendments to rules regarding admissions fee and tuition will take effect immediately and be applied to entering students and as well as students already enrolled in regular course studies.

(NOTE2) The admission fee will not be returned under any circumstances after the payment.

(NOTE3) Candidates having difficulties paying the admission fee and/or tuition, exemption and collection postponement programs are available. If candidates wish to receive treatments under these programs, read the documents about these programs included in the documents for admission procedures and apply for them.

② Insurance for students, student association fees, alumni association fees, etc.

③ System usage fees (2% of the total amount paid at the time of enrollment (①+②))

④ Fee for teaching materials

⑤ Payment can be made by credit card or Pay-easy (Internet banking, etc.). If a daily or per-transaction limit is set on your account, please ensure that you increase the limit before starting the procedure, as this process may take 1 to 2 weeks.

### (3) Notes regarding the Admission Registration Procedures

① If the admissions registration procedures are not completed by the admissions registration deadline, it will be assumed that admission to the university has been forfeited.

② If successful applicants fail to fulfill the prerequisites Shinshu University established by the end of the month preceding their enrollment, the enrollment will not be allowed, even if they have already completed the admission procedures.

③ Applicants residing outside Japan **MUST** follow the university's instructions and begin the COE (Certificate of Eligibility) application process once notified, as obtaining a residence status takes a significant amount of time. Furthermore, **you MUST enter Japan with a "Student" (Ryugaku) residence status.**

- (4) Documents to be submitted after completion of enrollment procedures  
After completing the enrollment procedures, please submit the following documents. Failure to do so may result in the revocation of your admission, even after enrollment.
- "Certificate of Graduation (Completion)" (1 copy)  
Applicable to those who applied as "expected to graduate (complete)" and have completed the enrollment procedures.
  - "Written Pledge" (1 copy)  
Must be submitted by all students using the University's prescribed form, signed by both the student and their guarantor. Details will be provided in the "Enrollment Procedure Guidelines."

## 8. Preliminary Consultation for Reasonable Accommodation

Preliminary consultation is always available for those who have disabilities (visual, hearing, limb, developmental, or medical disabilities) that may interfere with entrance examinations or studies.

Since responding to requests for accommodations for the examination may take time depending on the details, please consult with the university as early as possible while you are still considering your application. Please submit the required documents by the deadline. Upon reviewing the consultation, the university will determine and notify the applicant of the accommodations to be provided based on the type and severity of the disability. An interview with the applicant or their representative may be conducted if necessary.

### NOTES :

- Even if you use devices commonly used in daily life (such as hearing aids, crutches, or wheelchairs), please consult in advance, as certain arrangements may be required for the examination site setup.
- **Accommodations for studies after enrollment require a separate consultation.** For support services for students with disabilities after admission, please refer to the website of the Barrier-Free Support Office at the Student Counseling Center.

#### (1) Deadline : June 18, 2026

If you require reasonable accommodations due to an unexpected accident or other reasons after the deadline, please apply immediately. Please note that for applications submitted after the deadline, the university may not be able to provide the necessary accommodations in time for the examination.

**Request for Early Application:** We encourage you to consult with us as early as possible during the application consideration stage. There is no problem if you ultimately decide not to apply to the university after the consultation.

#### (2) Documents to be submitted

- ① Preliminary Consultation Application Form  
Please download the "**Preliminary Consultation Application Form for Reasonable Accommodation [Graduate School Entrance Examinations]**" form from the University's website (Admission Information Portal / Preliminary Consultation for Applicants with Disabilities).  
URL: [https://www.shinshu-u.ac.jp/ad\\_portal/consultation/index.html](https://www.shinshu-u.ac.jp/ad_portal/consultation/index.html)
- ② Copy of a medical certificate or equivalent document  
The document must state the type and severity of your disability.

#### (3) Submission and Contact Information

The submission address is the same as the "Submission Address" provided in section "3. Application Procedures."

## 9. Special Measures for Working Student Special Selection

### (1) Special Educational Methods as Stipulated in Standards for Establishment of Graduate Schools

In recent years, there is an increasing social demand that working professionals such as engineers, teachers, and researchers resume their education in graduate schools. However, they tend to have less chance to pursue their education in graduate schools because they must leave their work for at least three years to study in graduate schools in case of a standard educational method.

Therefore, Standards for Establishment of Graduate Schools includes a stipulation to grant special consideration to working professionals: "With respect to graduate school programs, universities shall be allowed to offer education by appropriate methods including conducting lectures or research mentorship programs in the evenings or other specified times or terms only when it is deemed essential in terms of education."

Accordingly Graduate School of Medicine, Science and Technology offers education for working engineers, teachers, and researchers wishing to pursue their education in graduate schools by special education methods as stipulated in Standards for Establishment of Graduate Schools.

If students wish to request for the special measures for working students, discuss the following ① and ② with your desired advisor in advance and then submit a "Special Measures Request Report".

#### ① Scheduling

With consent of your desired advisor, students can take certain lectures and receive research mentorship partially in the evenings or at other specified times. Generally, the time is scheduled during weekday evenings from 6:00 p.m. to 7:30 p.m. and Saturday from 9:00 a.m. to 4:10 p.m.

#### ② Study Plan

Generally, students make a three-year study plan at the beginning of the first academic year under mentorship of a desired advisor.

### (2) Extended Study Program

Extended Study Program is a convenient study option for working students. Well-planned long-term study can facilitate their academic works and reduce tuition. Applicants for this program will be reviewed by the university. If permitted, they aim to obtain a degree by completing courses within a period of up to six years.

Students who are granted permission for an extended period of registration at the university can in principle study the course over a longer permitted period of time paying the tuition fee for the standard length of course study.

If students wish to use this program, inquire a desired advisor in advance.

## 10. Security Export Control (for international students)

From the perspectives of exporting goods, providing technologies and people-to-people exchange, Shinshu University has established the Shinshu University Security Export Control Regulations in accordance with the Foreign Exchange and Foreign Trade Act to develop the system of export control.

International students subject to such legislation should have sufficient discussions with their academic advisor prior to applying to our university, and should note in advance that:

- If they fall under any of the regulated matters, they may not be able to receive the desired education or their research activities may be restricted after enrollment.
- If regulation is tightened due to amendment of the law, or for any other reason, the student may be unable to continue research already under way.

cf. the Shinshu University Security Export Control Regulations

<http://www.shinshu-u.ac.jp/guidance/regulations/act/frame/frame110000169.htm>

## **11. Doctoral Student Support Programs**

Shinshu University offers scholarship programs to support outstanding doctoral students. Economic assistance is provided to doctoral students so they can focus on their research without financial worries.

We hope this program serves as a reference for those considering pursuing a doctoral degree. Applications are accepted once a year. For more details, please visit the program's website. (<https://www.shinshu-u.ac.jp/graduate/spring/>)

## **12. Others**

- (1) The Admissions Office will not assist with arrangements for accommodations.
- (2) Booklet versions of the application guidelines and documents will not be distributed. Please download and use the application documents from the following URL.

<https://www.shinshu-u.ac.jp/graduate/sogoiriko/en/admission/biomedical-engineering/>

※ 個人情報の利用について

Privacy Policy

信州大学における入学者選抜を通して取得した個人情報については、入学者選抜のほか次の目的のために利用いたします。

Personal Information collected during admission examination processes of Shinshu University is used for the following purposes as well as selecting admissions.

- ① 入学手続  
Admission Process
- ② 学籍管理  
Management of School Registers
- ③ 修学指導  
Educational Purposes
- ④ 学生支援関係業務  
Student Support
- ⑤ 安全保障輸出管理手続(外国人留学生の方)  
Security Export Control (for international students)
- ⑥ 入学者選抜方法及び大学教育改善のための調査・研究  
Surveys and/or research to improve admission examination methods and university education.

なお、調査・研究及び結果の発表に際しては、個人が特定できないように処理します。

Surveys and/or research and publication of the results are processed in forms that do not identify individuals or reveal personal identity.

※ 本募集要項に記載するすべての日付及び時間は、日本国内における年月日及び日本標準時間(JST)によるものです。

NOTE: All the date and time mentioned in this guideline are based on JST.

信州大学大学院総合医理工学研究科

Graduate School of Medicine, Science and Technology

[生命医工学専攻 3 年制コース : Department of Biomedical Engineering 3-year course]

松 本 キ ャ ン パ ス Matsumoto Campus	〒390-8621 松本市旭 3-1-1 3-1-1, Asahi, Matsumoto 390-8621	Phone:+81-263-37-2424
長 野 ( 工 学 ) キ ャ ン パ ス Nagano-Engineering Campus	〒380-8553 長野市若里 4-17-1 4-17-1, Wakasato, Nagano 380-8553	Phone:+81-26-269-5050
伊 那 キ ャ ン パ ス Ina Campus	〒399-4598 上伊那郡南箕輪村 8304 8304, Minamiminowa-Village, Kamiina-County 399-4598	Phone:+81-265-77-1310
上 田 キ ャ ン パ ス Ueda Campus	〒386-8567 上田市常田 3-15-1 3-15-1, Tokida, Ueda 386-8567	Phone:+81-268-21-5501

発行: 信州大学(2026 年 4 月)

Published by Shinshu University (April 2026)

編集: 信州大学学務部学務課大学院室  
(総合医理工学研究科入試事務室)

Edited by Graduate School Office, Division of Student Affairs (Admissions Office)

〒 390-8621 松本市旭 3-1-1 Phone:+81-263-37-2863

3-1-1, Asahi, Matsumoto City, Nagano Prefecture, 390-8621 Japan

E-mail: [sogoiriko-ao-ml@shinshu-u.ac.jp](mailto:sogoiriko-ao-ml@shinshu-u.ac.jp)

URL: <https://www.shinshu-u.ac.jp/graduate/sogoiriko/en/>

\* 海外からのお問い合わせは E-mail にてお願いします。

For any inquiries from overseas, please send e-mail to the above address.