

Graduate School of Medicine, Science and Technology  
Doctoral Program  
Department of Biomedical Engineering 3-year course  
Student Application Guidelines (General Selection)  
Working Student Application Guidelines (Special Selection)  
(April Admissions /2025) 【Second Application】  
(October Admissions /2025)

信州大学大学院総合医理工学研究科  
博士課程  
生命医工学専攻 3年制コース  
学生（一般選抜）募集要項  
社会人特別選抜学生募集要項  
(2025年4月入学) 【第2回選抜】  
(2025年10月入学)

In case the contents of Application Guidelines need to be changed due to the unexpected circumstances such as disasters or infectious diseases, the information will be updated on our website. Please be sure to check the latest information on our website.

(<https://www.shinshu-u.ac.jp/graduate/sogoiriko/en/admission/biomedical-engineering/>)



信州大学  
SHINSHU UNIVERSITY

# Table of Contents

Department of Biomedical Engineering 3-year course

Annual Admission Plan (Outline).....	2 -
Online Application Procedure .....	4 -
List of Application Documents .....	8 -
1. Eligibility .....	9 -
2. Admission Qualification Screening .....	10 -
3. Application Procedures .....	11 -
4. Application Documents .....	11 -
5. Selection Methods .....	14 -
6. Announcement of Successful Applicants .....	15 -
7. Admission Procedures .....	15 -
8. Preliminary Consultation for Reasonable Accommodation .....	17 -
9. Special Measures for Working Student Special Selection .....	17 -
10. Security Export Control (for international students) .....	18 -
11. Doctoral Student Support Programs .....	18 -
12. Others .....	18 -

## Objectives of Graduate School of Medicine, Science and Technology

Our goal is to train individuals to become cutting-edge professionals and researchers able to contribute to society by using both the extensive knowledge and technical skills they have attained in one of the specialized fields of medicine, health sciences, science, engineering, agriculture, or biomedical science, and an ability to respond flexibly to a changing world. To this end, we aim to provide the opportunity to acquire the following competences, which we regard as essential in all the technical professions.

1. An ability to consider problems that lie beyond the usual scope of one's own discipline and by doing so form a new understanding of the social value of one's own research activity.
2. The sound ethical perspective needed by highly-qualified professionals and researchers engaged in the development of science and technology.

## Intent of Working Student Special Selection

As science and technology have remarkably progressed and diversified, there is an increasing demand for individuals with rich creativity and high research capability in wide fields of society and strong leadership in research and development. Therefore the doctoral program of Graduate School of Medicine, Science and Technology accepts working professionals who are involved in research, development, and other activities in a company, research institution, educational institution, etc. We aim to deepen interactions between society and the university in education and research in response to the demand. Hence we offer a special selection for working professionals with expertise and academic capabilities sufficient to take a doctoral program.

# Admission Policy

## Common Admission Policy for All Graduate Schools

Shinshu University Graduate Schools proactively accept individuals who possess qualities such as those listed below.

- Individuals educated in a wide range of topics, possessing expertise in their field of study, and desiring to expand their knowledge
- Individuals who are full of intellectual curiosity and will independently tackle technical issues or issues facing the local community
- Individuals with profound intelligence and the ability to think logically, who are wise and virtuous and aspire to actively demonstrate leadership in various fields
- Individuals, concerned with issues facing society, the environment, and the international community, who wish to actively contribute to the global community by applying their creativity to these issues
- Individuals who wish to enhance their technical abilities and knowledge acquired from occupational experience

## Admissions Policy of the Graduate School of Medicine, Science and Technology

Pursuant to the university's philosophy and the educational goals of the Graduate School, the Graduate School of Medicine, Science and Technology welcomes students who demonstrate the following capabilities and drive.

1. Those who are eager to undertake cutting-edge research in science, medicine, healthcare, welfare and technology.
2. Those who aim to be researchers leading the world in science, medicine, healthcare, welfare, and technology or who aim to be highly skilled professionals.
3. Those who have been proactive about their learning at undergraduate schools, graduate schools, companies, or medical institutions, and have acquired extensive expertise and technical skills and the ability to drive research forward.

# Graduate School of Medicine, Science and Technology

## Doctoral Program

### Department of Biomedical Engineering 3-year Course Annual Admission Plan (Outline)

#### 【Departments and Number of Students to be Recruited】

Departments and Number of Students to be Recruited					
Department (Number of Admissions)	Division	Unit	Campus (Test Venue)	Number of Students to be Recruited	
				April 2025 Admissions	October 2025 Admissions
Department of Biomedical Engineering (5)	Biotechnology	3-year course	Ueda Nagano(Engr.) Matsumoto Ina	A few students	A few students *
	Biomedical Engineering				
For Reference  Department of Science and Technology (38)	Textile Technology	Biofiber Technology	Ueda	A few students	A few students
		Frontier Fiber Technology			
		Smart Materials Science and Technology			
		Kansei and Fashion Engineering			
	Energy and Systems Engineering	Energy Materials and Devices Engineering	Nagano(Engr.)		
		Information and Communication Systems Engineering			
		Mechanical Systems Engineering			
	Materials Science and Engineering	Functional Molecules and Materials	Nagano(Engr.)		
		Matter and Spacetime Sciences	Matsumoto		
		High Performance Materials	Ueda		
		Fundamental Molecular Science	Matsumoto		
	Mountain and Environmental Sciences	Mountain Environmental Sciences	Matsumoto		
		Crustal Environment Science	Matsumoto		
		Environmental Symbiosis Science	Ina		
	Biological and Agricultural Sciences	Integrated Bioscience	Ina		
		Food Science and Biotechnology	Ina		
		Bioresource Science			
	Mathematical and Social Systems Sciences	Architectural and Environmental Engineering	Nagano(Engr.)		
		Water Environment and Civil Engineering			
		Mathematical Sciences	Matsumoto		

NOTE: The test venue in Matsumoto campus is Faculty of Science.

Please check the test venue with your examination card.

\*:Application Guidelines for October 2025 Admissions [Second Application] will release in around June if the department is undersubscribed.

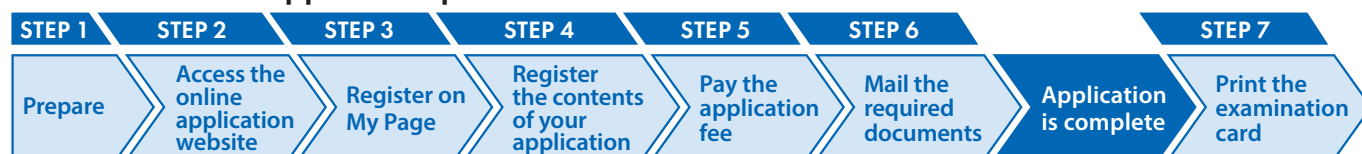
#### 【Schedule】

Articles (Item No.)	Deadline for Document Submission and Others NOTE: Mailed documents must arrive by the deadline.
Preliminary Consultation for Applicants with Disabilities ( 8 )	October 21, 2024
Admission Qualification Screening Report ( 2-(1) )	October 28, 2024 Documents must arrive no later than 5:00 p.m. October 28.
Notification of Results of Admission Qualification Screening ( 2-(3) )	We send the results by mail on November 22, 2024.
Online Application Registration	From 9:00 a.m. on November 28 to December 13, 2024
Application Period ( 3 )	From December 5 to December 13, 2024 Documents must arrive no later than 5:00 p.m. December 13.
Academic Test ( 5-(1) )	January 28, 2025 Time of schedule is appointed by the division or the unit.
Announcement of successful Applicants ( 6 )	February 21, 2025 at 10:00 a.m.
Admission Procedures for April Admissions in 2025 ( 7 )	From February 21 to March 5, 2025 from 9:00 a.m. to 5:00 p.m.

	(For October admissions students, we send the admission documents later.)
Submission of Admission Confirmation for October Admissions in 2025 <div> &lt; 7 &gt; </div>	March 21, 2025

# Online Application Procedure

The entire online application procedure is as follows.



## STEP

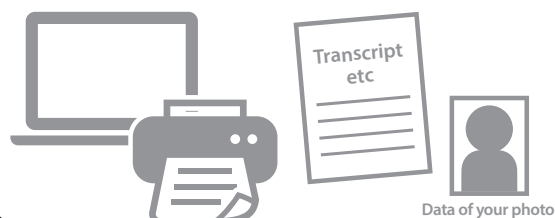
# 1



## Prepare

Prepare a PC with an Internet connection and a printer, etc.  
It may take time for the required documents\* to be issued. Please start preparing them early and ensure that you have them with you before applying.

\*Required Documents : An official transcript, data of your photo, etc.  
For details, refer to the application guidelines.



## STEP

# 2



## Access the Online Application Website

Access from the Online Application website

<https://e-apply.jp/ds/shinshu-u-grad/>

or

the University website

<https://www.shinshu-u.ac.jp/grad/admission/01.php>



## STEP

# 3



## Register on My Page

Enter the required information according to the instructions on the screen to register on My Page.  
If you have already registered on My Page, proceed to STEP 4.



① If you are registering for the first time, click on

**My Page Registration**



② Register your e-mail address and click on

**Send an e-mail for temporary registration**

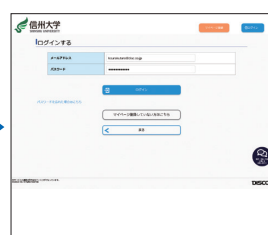


③ Click on **To log-in page** from the user registration screen.



④ A default password and a registration URL will be sent to your registered e-mail address.

\*Configure your e-mail settings to receive e-mails from the @e-apply.jp domain.



⑤ From the log-in screen, use your registered e-mail address and the default password you received in step ④ and click on

**log-in**

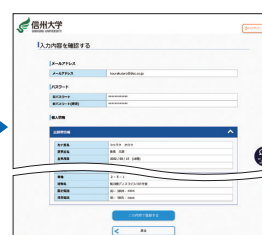


⑥ Change your default password.



⑦ Enter your personal information and click on

**Next**



⑧ Confirm your personal information and click on **Register this information**



⑨ Registration is complete. Click on **To My Page**



⑩ When the above page appears, My Page registration is complete.

\* You can proceed to the application procedures by clicking on the **Apply** button only during the application acceptance period. You cannot proceed from here onward during times outside the period. Click on the **Log-out** button.

## STEP

# 4



## Register the Contents of Your Application

Make sure to check the procedures and important notices on the screen, and then enter the required fields according to the instructions on the screen.



① After logging in to My Page, click on the **Apply** button, and the registration page will appear.



② Select the desired graduate school, department.



③ Select an entrance exam and confirm the important notices.



④ Select the information about the desired major field, etc.



⑤ Upload a photo. Click on the **Select Photo** button to select a photo.



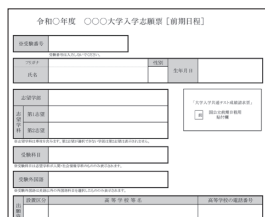
⑥ Enter personal information (name, address, etc.).



⑦ Your application is registered. Click on the **Pay** button to proceed to the page where you can pay your application fee.



⑧ Payment methods for examination fees.  
● Convenience stores  
● ATMs with Pay-easy  
● Online banking ● Credit cards



⑨ Document required for the application in PDF format (Sample)

\*This document can be printed out after the application fee is paid.

If you have selected “Convenience Stores” or “ATMs with Pay-easy” as your payment method, write down the payment number, which will appear after the selection of a payment method, in the memo space below, and make the payment at a convenience store or an ATM with Pay-easy within the designated payment deadline.

### For 7-ELEVEN

Payment slip number Memo (13 digits)

### For LAWSON, MINISTOP, FamilyMart, ATMs with Pay-easy

Customer number memo (11 digits)

Confirmation number memo (6 digits)

### For Daily YAMAZAKI, Seicomart

Online payment number by Memo (11 digits)

Receiving agency number (5 digits) 5 8 0 2 1

\*A receiving agency number is required for payment Pay-easy.

A confirmation e-mail will be sent to you after the application registration is completed. If you have restricted the reception of e-mails, please allow e-mails from the sender (@e-apply.jp) to be received. \*Please note that confirmation e-mails may be sorted into your junk e-mail folder, etc.

**Please be careful not to enter incorrect information, as the registered information cannot be changed or modified after the application registration is completed. However, if you have not yet paid the application fee, you can substantially modify the information by re-registering the correct information.**

\*Please note that if you have selected a credit card for the “Payment Method for the application Fee,” the payment will be completed simultaneously with the registration for application.



# STEP

## 5



## Pay the Application Fee

\*For those who do not live in Japan, only pay by credit card.

### 1 Payment by Credit Card

You can select this method and make a payment when registering your application.

[Accepted Credit Cards]

VISA, Master, JCB, AMERICAN EXPRESS, MUFG Card, DC Card, UFJ Card, NICOS Card



Payment is completed upon registration.

### 2 Payment via Online Banking

After registering your application, you will be redirected to the page of each financial institution from the current page. Please follow the instructions on the screen to make the payment.

\*For online payment, your bank account must be signed up for internet banking.

The procedures are completed online.

### 3 Payment at a Convenience Store

Payment at a convenience store can be made by using the payment number that will appear after you have registered the application information.

- Payment can be made at a cash register.
- Payment can be made by using a store terminal.



Loppi



Multi-functional copy machine

あなただと、コンビニ。  
FamilyMart



### 4 Payment at ATMs of banks that accept Pay-easy

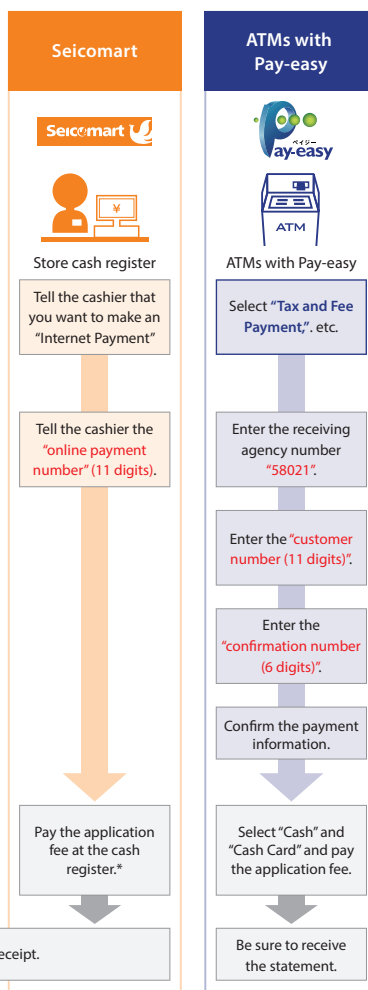
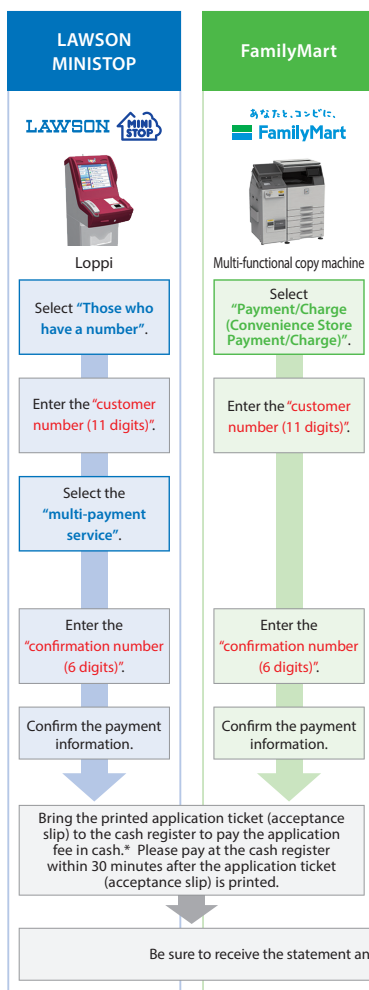
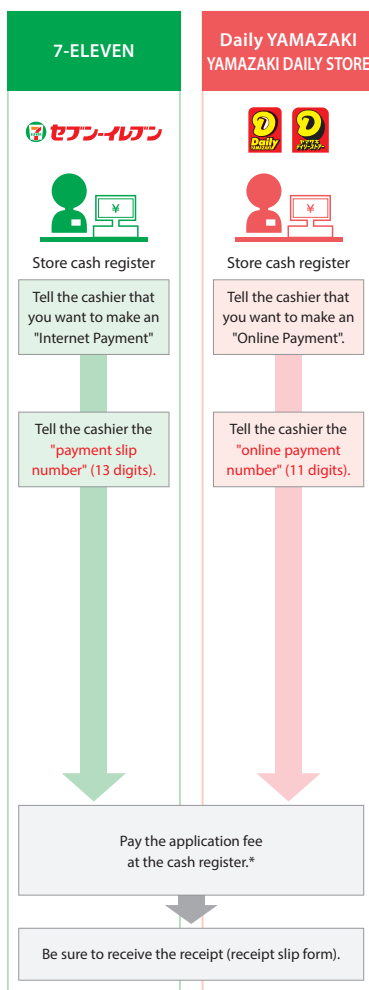
Payment can be made by using the payment number that will appear after you have registered the application information at bank ATMs with Pay-easy by following the instructions on the ATM screen.



\*Please check the "Payment Method Selection" screen to see the banks that offer this payment method.

Enter the required information following the instructions on the screen of each convenience store terminal or ATM and confirm the details before paying the application fee.

#### 3 Convenience Stores



#### 4 Bank ATMs

\*When using ATMs of Japan Post Bank or banks, you need to pay by cash card if the amount exceeds 100,000 yen. When using a convenience store, you can pay up to 300,000 yen in cash.  
\*The design of the screen button and the payment procedures are subject to change without notice.



## STEP

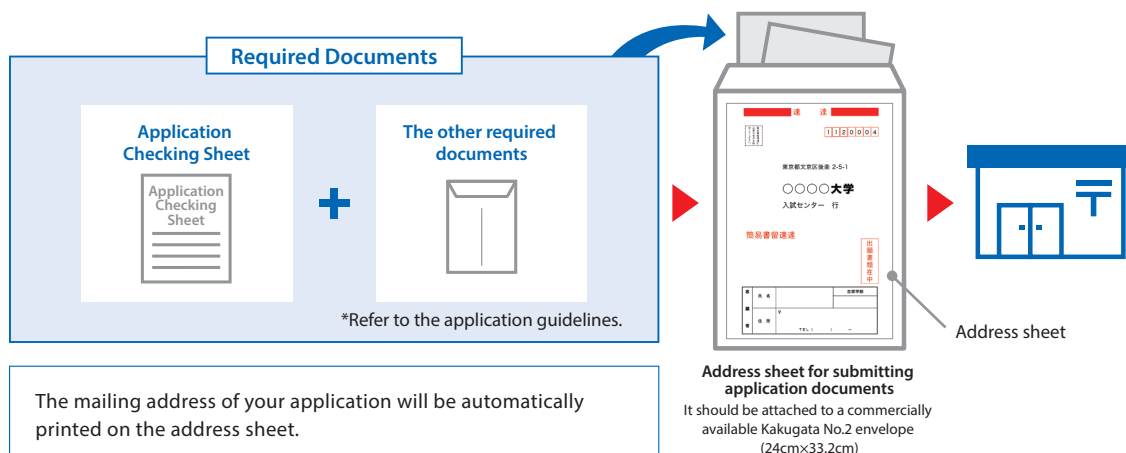
6



## Print and Mail the Required Documents

Please note that registration alone does not complete the application procedures.

After completing the application registration and the payment of the application fee, print out the downloadable documents, and mail them together with the other required documents by simplified registered mail from a post office within the application period.



The mailing address of your application will be automatically printed on the address sheet.

### How to print out the "Application Checking Sheet"



- (1) Click on the **Print Application Checking Sheet** button shown on My page.
- (2) Once the payment has been successfully completed, you will be able to click on the **Print Application Checking Sheet** button to print out the Application Checking Sheet.

### Application Documents

For details, please check the application guidelines.

\*The application fee and required documents that have been received shall not be returned in any way except for those specified in the application guidelines.

## <Application is Complete.>

### Important points when submitting your application

Your application will be completed by paying the application fee and mailing the required documents after completing the registration on the online application website. Please note that even if you complete the registration, your application will not be accepted if the required documents are not received by the application deadline.

Online application is available 24 hours a day. Please complete the registration on the online application website, paying the application fee and mailing the required documents within the period stipulated in the application guidelines. It is recommended that you apply well ahead of time.

## STEP

7




## Print the Examination Card

When the application is accepted and the examination card can be printed, you will be notified through the e-mail address you have registered. Please make sure to print it out and bring it with you on the day of the exam (\*The Examination Card will not be mailed to applicants). If you do not receive the e-mail, please log in to the online application website by the day before the examination, print the card and bring it with you on the day of the examination.

In addition, access the "applicant's knowledge" from the URL described in this e-mail, print and read the notes carefully.

### [Notes about Printing of the Examination Card]

It must be printed single-sided on A4 paper. (Black and white printable)  
Use A4 size vertical, plain white paper on both sides.



## List of Application Documents

Submit necessary documents. For details on how to fill in, see the reference section.

Get approval of the desired advisor before applications and download the application documents from the following URL.

<https://www.shinshu-u.ac.jp/graduate/sogoiriko/en/admission/biomedical-engineering/>

All : All applicants are required to submit

Some : Only relevant applicants are required to submit

None : Any applicants are not required to submit

	Application Documents	General Selection	Working Student Special Selection	Predetermined Document	Reference Section of Entry Method
Admission Qualification Screening	① Admission Qualification Screening Report	Some	Some	Provided for downloading	Carefully read
	② Certificate of Examination (or Certificates of expected success in the examination) and documents about examination criteria	Some	Some		2 Admission Qualification Screening
	③ Resume of academic background, past activities, working experience, etc.	Some	Some		
Admission Application	④ Application Checking Sheet	All	All	Provided for downloading *	Carefully read 4 Application Documents
	⑤ Address Sheet [only for mail]	Some	Some	Provided for downloading *	
	⑥ Photo (for uploading)	All	All		
	⑦ Official Transcripts (undergraduate (Bachelor) and graduate schools (e.g. Master))	Some	Some		
	⑧ Certificate of Graduation and Completion (or Expected Completion) (undergraduate (Bachelor) and graduate schools (e.g. Master))	Some	Some		
	⑨ A Copy of a Master's Thesis	Some	Some		
	⑩ Summary of Master's Thesis / Research Progress Report	All	All	Provided for downloading	
	⑪ Research Achievements Report	Some	Some	Provided for downloading	
	⑫ Research Plan	All	All	Provided for downloading	
	⑬ Consent for Examination	None	All	Provided for downloading	
	⑭ Work History	None	All	Provided for downloading	
	⑮ A Copy of a Passport	Some	Some		
	⑯ Certificate of Japanese Government Scholarship Students	Some	Some		
	⑰ A Copy of Result of Admission Qualification Screening	Some	Some		
	⑱ Special Measures Request Report for Working Student Special Selection	None	Some	Provided for downloading	9 Special Measures for Working Student Special Selection

\* Print out from the online application registration website.

# Graduate School of Medicine, Science and Technology

## Doctoral Program

(April 2025 Admissions)

(October 2025 Admissions)

## Application Guidelines

### 1. Eligibility

- ◎ **General Selection** Applicants must correspond to one of the followings.
- ◎ **Working Student Special Selection** Applicants must be currently researchers, teachers, or engineers working in a research institution, educational institution, company, etc., be going to remain in the position after admission, and correspond to one of the followings.
  - ① Persons who hold or expect to have obtained a master's degree or a professional degree by the end of the previous month of the admission.
  - ② Persons who hold or expect to have obtained a degree equivalent to a master's degree or a professional degree outside of Japan by the end of the previous month of the admission.
  - ③ Persons who have taken or are taking a subject of a correspondence course offered by a non-Japanese school when being in Japan and who hold or expect to have obtained a degree equivalent to a master's degree or a professional degree by the end of the previous month of the admission.
  - ④ Persons who have completed a course of an educational institution when being in Japan and who hold or expect to have obtained a degree equivalent to a master's degree or a professional degree by the end of the previous month of the admission; provided that such educational institution shall be accredited by an educational system of a non-Japanese country and be designated by the Minister of Education, Culture, Sports, Science and Technology as an institution offering a graduate school course of such country.
  - ⑤ Persons who have completed a course of United Nations University and who hold or expect to have obtained a degree equivalent to a master's degree by the end of the previous month of the admission.
  - ⑥ Persons who have taken or are taking a course of a non-Japanese school, an educational institution specified by ④, or United Nations University and who passed or expect to pass an examination prescribed by article 16-(2) of Standards for Establishment of Graduate Schools (Ordinance No.28 of the Ministry of Education, Culture, Sports, Science and Technology, on June 20, 1974) or an equivalent by the end of the previous month of the admission.
  - ⑦ Persons who are approved that their academic capabilities are equal to or greater than a person holding a master's degree based on a publication of books, academic treatises, academic lectures, academic reports, patents, etc. by Graduate School of Medicine, Science and Technology. Applicants must meet either one of the following conditions.
    - A. Persons who have graduated from a university and have engaged in research for at least two years at a university, research laboratory or other institutions by the end of the previous month of the admission.
    - B. Persons who have engaged in research for at least two years at a university, research laboratory or other institutions by the end of the previous month of the admission after having completed 16-year-school education outside of Japan or having completed it by taking a subject of a correspondence course offered by a non-Japanese school when being in Japan.
  - ⑧ Persons who are approved that their academic capabilities are equal to or greater than a person holding a master's degree or a professional degree by Admission Qualification Screening of Graduate School of Medicine, Science and Technology and who will be 24 years old or older by the end of the previous month of the admission. Applicants must meet either one of the following conditions.
    - A. Persons who are graduates of a university, junior college, technical college, vocational college, or other schools or have completed training at an equivalent educational institution and who have working experience at a university, laboratory, or other institutions or in a field related to science and technology.
    - B. Persons who have a research achievement that are approved that the value is equal to or greater than a master's thesis as to a publication of books, academic treatises, academic lectures, academic reports, patents, etc.

## 2. Admission Qualification Screening

Applicants under Eligibility ①～⑤ are not required to undergo Admission Qualification Screening.

### (1) Procedures

Deadline of Application	<b>October 28, 2024</b> Documents must arrive no later than 5:00 p.m. October 28.
Submission Methods	Send email with "Subject: Admission Qualification Screening (name)" (blank message) to Graduate School Office, Division of Student Affairs (sogoiriko-ao-ml@shinshu-u.ac.jp). We will inform you of the URL for uploading the required documents in reply. Follow the instructions and upload the required documents.

### (2) Documents to be submitted

\* Documents to be submitted vary from person to person. Confirm which documents you must submit in the list of page 7.

Required Documents	Notes
① Admission Qualification Screening Report 《Applicants under "1. Eligibility ⑥, ⑦, or ⑧"》	Download the Admission Qualification Screening Report from the following URL and fill in required information in it. (If there is any publication of books, academic treatises, academic lectures, academic reports, patents, etc., attach a copy or reprint.) <a href="https://www.shinshu-u.ac.jp/graduate/sogoiriko/en/admission/biomedical-engineering/">https://www.shinshu-u.ac.jp/graduate/sogoiriko/en/admission/biomedical-engineering/</a>
② Certificates of Examination (or Certificate of expected success in the examination) and documents about examination criteria 《Applicants under "1. Eligibility ⑥"》	If you are an applicant under Eligibility ⑥ and passed or are expected to pass an examination equivalent to an examination prescribed by article 16-(2) of Standards for Establishment of Graduate Schools, submit the following documents. A. A certificate of examination (or a certificate of expected success in the examination) prepared by the President of the last university or undergraduate you graduated from (or the President of an institution you graduated from if not a university). (Data scanned from the original is acceptable. Submit an original certificate of examination at the time of admission) B. A document defining examination criteria or other related documents (A copy is allowed). (e.g.) • Qualifying standards of the examination • A documentation that shows reasonableness between qualifying standards of the examination and qualification requirements for a master's degree of a qualifying body • A documentation that shows reasonableness between treatment of persons who passed the examination and that of persons who hold a master's degree from another university and are transferred to a qualifying body in a doctoral program of a qualifying body
③ Resume of Academic Background, Past Activities, Working Experience, etc. 《Applicants under "1. Eligibility ⑧"》	If you are an applicant under Eligibility ⑧, submit a free-format detailed record about academic background, past activities, working experience, etc. The followings may be included. A. Academic background from a university, junior college, technical college, etc. B. Working experience in a research institution, educational institution, company, etc. C. Overseas experience in an international organization or other organizations D. Language skills including English E. Working experience in computer software development

### (3) Notification of Results

Applicants will be notified of the results on November 22, 2024.

### 3. Application Procedures

Online application registration	From 9:00 a.m. on November 28 to December 13, 2024
Application Period	<b>From December 5 to December 13, 2024</b> <b>Documents must arrive no later than 5:00 p.m. December 13.</b>
Submission Methods	<p>Application is not completed simply by the online application registration. Application should be complete by submitting the required documents within the application period.</p> <p>1) Registration of information on the online application registration site (including uploading photos) Follow the instructions on the screen and enter the required information.</p> <p>2) Payment of application fee</p> <p>3) Submission of necessary documents (mail or bring) Refer to "4 Application Documents" and prepare the necessary documents. You can bring required documents in person or send them by mail to Graduate School Office in Matsumoto campus. Applicants who belong to Shinshu University or are from Shinshu University can also bring and submit the application documents to each campus listed at the last page.</p> <p>Drop-off hours are between 9:00 a.m. and 5:00 p.m. on weekdays only. If you send them, write "Enc. Admission Application Documents for Doctoral Program" in red on the front of an envelope and send it by DHL, EMS etc. from overseas or by simple registered express mail in Japan.</p>
Payment Method of Application Fee	<p>1) Application fee 30,000 yen (NOTE 1) Applicants who are expected to complete a master's course or a first-term doctoral course of Shinshu University at the previous month of the admission are not required to pay the fee. (NOTE 2) Applicants who are Japanese Government Scholarship Students at the time of applying are not required to pay the fee.</p> <p>2) Payment period From November 28 to December 13, 2024 * Please refer to step5 on page 5 for the payment method of the Application Fee. * For those who do not live in Japan, only pay by credit card. * In addition to the fee, service fees will be borne by the applicant. * Payment cannot be made at a bank counter. * Payment at ATMs located at convenience stores is not possible. * Payment at convenience stores is in cash only. Electronic money and credit cards are not available.</p>
Address for Submission	<p>Graduate School Office, Division of Student Affairs, Shinshu University(Admissions Office) 3-1-1 Asahi, Matsumoto City, Nagano Prefecture, 390-8621 Japan Phone:+81-263-37-2863 E-mail : sogoiriko-ao-ml@shinshu-u.ac.jp</p>

### 4. Application Documents

Documents to be submitted vary from person to person. Confirm which documents you must submit in the list of page 7.

(1) Documents to be printed out from the application confirmation page after the online application registration

Be sure to check that the printed contents are correct. If there is an error, submit it after correcting it in red.

Application Documents	Notes
④ Application Checking Sheet	Print out the Application Checking Sheet on A4 size paper from the online application site (monochrome printing is acceptable).
⑤ Address Sheet [only for mail]	When submitting by mail, print out the Address Sheet from the online application site, attach it to a commercially available square No. 2 envelope (24 cm x 33.2 cm), insert the application documents, and mail it.

(2) Items that need to be uploaded on the application registration site (submission is not required)

Application Documents	Notes
⑥ Photo (for uploading)	On the Internet application registration site, please upload a face photo data(jpeg, jpg, png, bmp), upper body, no hat, front facing, no background taken within 3 months prior to application). File will be up to 10MB.

(3) Documents prepared by applicant

The application documents marked “ \* ” are Documents downloaded and printed out from the major's website

<https://www.shinshu-u.ac.jp/graduate/sogoiriko/en/admission/biomedical-engineering/>

Application Documents	Notes
⑦ Official Transcripts (undergraduate (Bachelor) and graduate schools (e.g. Master))	<p>They must be prepared by the President of the university, graduate school, or undergraduate you graduated from (or the President of an institution you graduated from if not a university).</p> <p>Applicants who have passed the Admission Qualification Screening must submit official transcripts of the last university, junior college, technical college, vocational college, or other schools you graduated from or the last equivalent educational institution you have completed sufficient courses at.</p> <p>(NOTE 1) Applicants who have completed (or are expected to complete) our graduate school do not need to submit official transcripts of both undergraduate (Bachelor) and graduate schools (e.g. Master).</p> <p>Applicants who have graduated from our undergraduate and completed (or are expected to complete) graduate school of another university must submit official transcripts of graduate schools (e.g. Master).</p> <p>(NOTE 2) Certificates must be written in Japanese or English. In case of difficulty, certificates in other languages are acceptable.</p> <p>(NOTE 3) Please submit the original transcripts (not a copy). If you are a Japanese Government Scholarship Student, you can submit a copy instead of the original.</p>
⑧ Certificate of Graduation and Completion (or Expected Completion) (undergraduate (Bachelor) and graduate schools (e.g. Master))	<p>They must be prepared by the President of the university, graduate school, or undergraduate you graduated from (or the President of an institution you graduated from if not a university).</p> <p>(NOTE 1) <b>Applicants who have a graduate degree are required to submit a certificate with specific degree name.</b></p> <p>(NOTE 2) Applicants who have completed (or are expected to complete) our graduate school do not need to submit certificates of both undergraduate (Bachelor) and graduate schools (e.g. Master).</p> <p>Applicants who have graduated from our undergraduate and completed (or are expected to complete) graduate school of another university must submit certificates of graduate schools (e.g. Master).</p> <p>(NOTE 3) Certificates must be written in Japanese or English. In case of difficulty, certificates in other languages are acceptable.</p> <p>(NOTE 4) Please submit the original certificates or documents (not a copy). If you are a Japanese Government Scholarship Student, you can submit a copy instead of the original.</p>
⑨ A Copy of Master's Thesis	<p>Applicants who presented a master's thesis to any institution other than Shinshu University must submit the copy.</p> <p>(NOTE) Applicants who completed a master's course or a first-term doctoral course of Shinshu University are not required to submit the copy.</p>
⑩ Summary of Master's Thesis / Research Progress Report*	<p>A. Applicants who presented a master's thesis must submit the summary of the thesis. Use the downloaded form and write within 2,000 characters in Japanese or 500 words in English. (Graduates of Shinshu University do not need to submit It.)</p> <p>B. Applicants who are not covered by “A” above must submit a Research Progress Report. Use the downloaded form and write within 2,000 characters in Japanese or 500 words in English.</p>
⑪ Research Achievements Report*	If applicants have any achievements including demonstrated or published research other than ⑩ above, write them in the downloaded form and submit it with a copy or reprint of the achievements.

⑫ Research Plan*	Write an outline of research plan in the downloaded form within 1,000 characters in Japanese or 300 words in English.
⑬ Consent for Examination*	Applicants for Working Student Special Selection must submit the downloaded consent form. The consent form must be signed and sealed by your superior of your working place.
⑭ Work History*	Applicants for Working Student Special Selection must fill in required information in the attached form and submit it.
⑮ A Copy of a Passport 《Applicants who do not have Japanese nationality》	Applicants who do not have Japanese nationality must submit a copy of a passport page showing your facial photograph and nationality. In addition, if such applicants reside in Japan, submit a copy of the page with a Landing Permission stamp and your latest visa status and period. Alternatively, please submit a copy of your residence card (both front and back).
⑯ Certificate of Japanese Government Scholarship Students	Japanese Government Scholarship Students of a university other than Shinshu University must submit a certificate of Japanese Government Scholarship Students issued by the university.
⑰ A Copy of Result of Admission Qualification Screening	Applicants under Eligibility ⑥, ⑦, or ⑧ must submit a copy of a document named the "Results of Admission Qualification Screening" that issued by Graduate School of Medicine, Science and Technology.
⑱ Special Measures Request Report for Working Student Special Selection*	Applicants who request for the special measures for working students must discuss with your desired advisor in advance and then submit the Special Measures Request Report.

## Examination Card

You can download the Examination Card from My Page of the Internet application registration site after the examination number is confirmed.

An e-mail will be sent to your registered e-mail address to inform you of your examination number.

Please bring the printed Examination Card with you on the day of the examination. (Black and white printable)

※Please access the "applicant's knowledge" from the URL described in the e-mail, print and read the notes carefully. If you do not receive the e-mail, please log in to the online application website by the day before the examination, print the card and bring it with you on the day of the examination.

## Cautions regarding Applications

- ① If there is any deficiency in the application documents, the application will not be accepted.  
Be sure to fill in all required information completely and accurately.
- ② Personal computers can be used to fill in application documents prescribed by Graduate School of Medicine, Science and Technology.
- ③ All postal mails such as a notice of an admission decision and documents for admission procedures will be sent to the current address that applicants provide on the online application registration site.  
If there is any change in the address, applicants must inform the Admissions Office immediately of it by email. Email address of the Admissions Office (Matsumoto Campus; Graduate School Office) is "sogoiriko-ao-ml@shinshu-u.ac.jp"
- ④ Application documents and an application fee will not be returned under any circumstances after the submission and payment. However, full or part of the application fee will be refunded upon request of applicants if applicants have inappropriately overpaid an application fee or they did not apply after having paid an application fee (i.e. application documents were not submitted or application was not accepted). In case of overpayment, only the overpaid amount should be refunded. For details of refund procedures, visit Admission page of Shinshu University website.  
([https://www.shinshu-u.ac.jp/ad\\_portal/return/](https://www.shinshu-u.ac.jp/ad_portal/return/))
- ⑤ Get approval of the desired advisor before applications. A desired division and unit will not be allowed to be changed after an application has been submitted.
- ⑥ Successful applications will be withdrawn if any discrepancies are discovered between actual facts and information in submitted application documents.
- ⑦ Successful applicants who wish to have copies or reprints of their master's thesis and research achievements returned after an announcement of successful applications, inform the Admissions

**【IMPORTANT】**

- Please submit the original documents (⑦ Official Transcripts, ⑧ Certificate of Graduation and Completion (or Expected Completion)).
- Applicants who have a graduate degree are required to submit a certificate with specific degree name.
- Documents to be submitted vary from person to person. Confirm which documents you must submit in the list of page 8.
- Please do not submit any documents other than the application documents, as they will not be accepted.

## 5. Selection Methods

Selection shall be conducted based on a combination of an academic test (oral examination) and reviews of documentations such as official transcripts and past achievements.

Details of the academic test are as follows:

### (1) Date and Methods

① Date : January 28, 2025 (The time will be announced later.)

② Test Methods

Type	Test Subject	Time	Contents
Oral Examination	Subjects related to research fields of an applicant's desired Division.	Pre-appointed time between 9:00 a.m. and 5:00 p.m.	Questions about expertise in the subjects related to applicant's research fields, ability to communicate in English, master's thesis, research plans, etc.

- Oral examination will be conducted in Japanese or English.
- Applicants who reside in Japan must take the examination in one of the following test venues.
- Applicants who reside overseas can select online video interview. For details, contact your desired advisor or send email to the Graduate School Office (sogoiriko-ao-ml@shinshu-u.ac.jp).
- In case the contents of Application Guidelines need to be changed due to the unexpected circumstances such as disasters or infectious diseases, the information will be updated on our website. Be sure to check the latest information on our website.  
(<https://www.shinshu-u.ac.jp/graduate/sogoiriko/en/admission/biomedical-engineering/>)

### (2) Test Venues

① Matsumoto Test Venue

Matsumoto Campus; Faculty of Science, Shinshu University  
3-1-1 Asahi, Matsumoto City, Nagano Prefecture, Japan  
(Tel: 0263-37-2424, Phone: +81-263-37-2424)

② Nagano-Engineering Test Venue

Nagano-Engineering Campus; Faculty of Engineering, Shinshu University  
4-17-1 Wakasato, Nagano City, Nagano Prefecture, Japan  
(Tel: 026-269-5050, Phone: +81-26-269-5050)

③ Ina Test Venue

Ina Campus; Faculty of Agriculture, Shinshu University  
8304 Minamiminowa-Village, Kamiina-County, Nagano Prefecture, Japan  
(Tel: 0265-77-1308, Phone: +81-265-77-1308)

④ Ueda Test Venue

Ueda Campus; Faculty of Textile Science and Technology, Shinshu University  
3-15-1 Tokida, Ueda City, Nagano Prefecture, Japan  
(Tel: 0268-21-5304, Phone: +81-268-21-5501)

(NOTE) The test venue will be indicated on the Examination Card.



(NOTE2)

- 1.If you are unable to arrive on time for the examination due to a transportation accident or other reason, please contact the University as soon as possible. Depending on the reason for lateness, the applicant may be allowed to take the examination in accordance with the University regulations and policies. Please note that no makeup examinations will be enforced.
- 2.If the examinations are not conducted at the scheduled time due to natural disasters, traffic accidents, or other unavoidable circumstances, special arrangements such as postponement of the start time may be taken.

## 6. Announcement of Successful Applicants

**February 21, 2025 at 10:00 a.m.**

Successful applicants will receive a notice of an admission decision. The prompt announcement will be on the website of Graduate School of Medicine, Science and Technology.  
(<https://www.shinshu-u.ac.jp/graduate/sogoiriko/en/>) We do not accept inquiries by phone or email.

## 7. Admission Procedures

If applicants have been admitted to university student enrolling in October, 2025, submit the " Form of Confirmation of Admission" enclosed with a notice of an admission decision by March 21, 2025.

The Admissions Office send the admission procedure documents later.

April 2025 admissions students must pay the admission fee and submit necessary documents in person or by mail during the admission procedures period below.

### (1) Admission Procedures Period

From February 21 to March 5, 2025 inclusive.

### (2) Hours of Application Acceptance

Drop-off hours are between 9:00 a.m. and 5:00 p.m. on weekdays only.

Mailed submission must arrive by 5:00 p.m. on the deadline day.

### (3) Submission Location

Graduate School Office, Division of Student Affairs

3-1-1 Asahi, Matsumoto City, Nagano Prefecture, 390-8621 Japan

Phone:+81-263-37-2863 E-mail : [sogoiriko-ao-ml@shinshu-u.ac.jp](mailto:sogoiriko-ao-ml@shinshu-u.ac.jp)

The candidates who submits the application documents to each campus except Matsumoto, complete your procedures by March 3, 2025 at 12:00 noon.

(NOTE 1) When sending the documents for admission procedures by mail, be sure to fill in all the required information and submit all the required documents.

(NOTE 2) When sending them from overseas by EMS etc., be sure not to miss the deadline.

### (4) Payment of Fees

#### ① Fees

##### A. Admission Fee 282,000 yen

(NOTE) If candidates have completed a master's course or a first-term doctoral course of Shinshu University at the previous month of the admission and will subsequently enroll in a doctoral course, or candidates are a Japanese Government Scholarship Student, they do not need to pay an admission fee.

##### B. Tuition (first term) 267,900 yen (second term) 267,900 yen

(NOTE) If candidates are a Japanese Government Scholarship Student, they do not need to pay tuition. The amounts of fees are as of April 2023. Any amendments to rules regarding an admission fee and tuition will take effect immediately and will apply to any students entering or already in school. The amount of fees and payment methods will be informed with a notice of an admission decision.

② The admission fee will not be returned under any circumstances after the payment.

③ Candidates having difficulties paying the admission fee and/or tuition, exemption and collection

postponement programs are available. If candidates wish to receive treatments under these programs, read the documents about these programs included in the documents for admission procedures and apply for them.

## 8. Preliminary Consultation for Reasonable Accommodation

Preliminary consultation is always available for those who have disabilities (visual, hearing, limb, developmental, or medical disabilities) that may interfere with entrance examinations or study.

Accommodation for the examination may take time to respond depending on the details. Please contact the following contacts as soon as possible and submit your documents by the deadline. After reviewing the submitted documents, the applicant will be notified of accommodations for taking the examination. In addition, an interview may be conducted if necessary.

\* If applicants need to take an examination using a hearing aid, crutches, or a wheelchair, etc., special arrangements may be required in the setting up of the exam room, and the Admissions Office will need advance notice in order to manage these adjustments.

Documents to be submitted

(1) Downloaded application form from the University's website, “入試情報ポータル” / “受験上の配慮を必要とする方の事前相談” / “事前相談の申込様式(大学院入試)”; Preliminary Consultation Application Form for Reasonable Accommodation.

<[https://www.shinshu-u.ac.jp/ad\\_portal/consultation/index.html](https://www.shinshu-u.ac.jp/ad_portal/consultation/index.html)>

(2) Copy of a medical certificate which states the type and severity of your disability.

Where to submit and contact

Please submit the above documents to the Admissions Office to which you applied for.

## 9. Special Measures for Working Student Special Selection

### (1) Special Educational Methods as Stipulated in Standards for Establishment of Graduate Schools

In recent years, there is an increasing social demand that working professionals such as engineers, teachers, and researchers resume their education in graduate schools. However, they tend to have less chance to pursue their education in graduate schools because they must leave their work for at least three years to study in graduate schools in case of a standard educational method.

Therefore, Standards for Establishment of Graduate Schools includes a stipulation to grant special consideration to working professionals: "With respect to graduate school programs, universities shall be allowed to offer education by appropriate methods including conducting lectures or research mentorship programs in the evenings or other specified times or terms only when it is deemed essential in terms of education."

Accordingly Graduate School of Medicine, Science and Technology offers education for working engineers, teachers, and researchers wishing to pursue their education in graduate schools by special education methods as stipulated in Standards for Establishment of Graduate Schools.

If students wish to request for the special measures for working students, discuss the following ① and ② with your desired advisor in advance and then submit a "Special Measures Request Report".

#### ① Scheduling

With consent of your desired advisor, students can take certain lectures and receive research mentorship partially in the evenings or at other specified times. Generally, the time is scheduled during weekday evenings from 6:00 p.m. to 7:30 p.m. and Saturday from 9:00 a.m. to 4:10 p.m.

#### ② Study Plan

Generally, students make a three-year study plan at the beginning of the first academic year under mentorship of a desired advisor.

### (2) Extended Study Program

Extended Study Program is a convenient study option for working students. Well-planned long-term study can facilitate their academic works and reduce tuition. Applicants for this program will be reviewed by the university. If permitted, they aim to obtain a degree by completing courses within a period of up

to six years.

Students can apply for this program after the admission, but they must apply for it within 10 months after the admission. After the Application of Extended Study Program is permitted, the amount of annual tuition will change as follows:

[Annual tuition = Total tuition of standard doctoral program terms (three years) / Permitted total registered years (up to maximum six years)]

Note that the tuition that students have already paid in the first year is not subtracted.

If students wish to use this program, inquire a desired advisor in advance.

## 10. Security Export Control (for international students)

From the perspectives of exporting goods, providing technologies and people-to-people exchange, Shinshu University has established the Shinshu University Security Export Control Regulations in accordance with the Foreign Exchange and Foreign Trade Act to develop the system of export control.

International students subject to such legislation should have sufficient discussions with their academic advisor prior to applying to our university, and should note in advance that:

- If they fall under any of the regulated matters, they may not be able to receive the desired education or their research activities may be restricted after enrollment.
- If regulation is tightened due to amendment of the law, or for any other reason, the student may be unable to continue research already under way.

cf. the Shinshu University Security Export Control Regulations

<http://www.shinshu-u.ac.jp/guidance/regulations/act/frame/frame110000169.htm>

## 11. Doctoral Student Support Programs

Shinshu University offers scholarship programs to support outstanding doctoral students. Economic assistance is provided to doctoral students so they can focus on their research without financial worries. We hope this program serves as a reference for those considering pursuing a doctoral degree.

Applications are accepted once a year. For more details, please visit the program's website.

(<https://www.shinshu-u.ac.jp/graduate/spring/>)

1.Next Generation Advanced Human Resources/Regional Innovators Development Program  
or 「次世代高度人材『地域発科学技術革新志士』育成プログラム」

(JST SPRING: Support for Pioneering Research Initiated by the Next Generation program)

Economic support in the form of living expenses (2.4 million yen per year) and research expenses (300,000 yen per year) is provided to outstanding doctoral students.

Additionally, activities such as student exchanges facilitated by the "Shinshu Tamonjuku" and regional implementation projects are carried out.

2.Sustainable Society AI Project

or 「サステナブル・ソサイエティ AI プロジェクト：知識と技術の調和に向けた挑戦」

(JST BOOST: Broadening Opportunities for Outstanding young researchers and doctoral students in STRategic)

Economic support in the form of living expenses (3 million yen per year) and research expenses (900,000 yen per year) is provided to outstanding doctoral students conducting research in the next generation AI field.

Furthermore, activities such as training programs led by AI researchers and interacting with students are implemented.

## 12. Others

(1) Applicants must bring the Examination Card with them to an academic test.

(2) The Admissions Office will not assist with arrangements for accommodations.

(3) The Admissions Office inform you about "Student Application Guidelines" and "Application Procedure Documents" only by website. Download them from the following URL.

<https://www.shinshu-u.ac.jp/graduate/sogoiriko/en/admission/biomedical-engineering/>

※ 個人情報の利用について

Privacy Policy

信州大学における入学者選抜を通して取得した個人情報については、入学者選抜のほか次の目的のために利用いたします。

Personal Information collected during admission examination processes of Shinshu University is used for the following purposes as well as selecting admissions.

- ① 入学手続  
Admission Process
- ② 学籍管理  
Management of School Registers
- ③ 修学指導  
Educational Purposes
- ④ 学生支援関係業務  
Student Support
- ⑤ 安全保障輸出管理手続(外国人留学生の方)  
Security Export Control (for international students)
- ⑥ 入学者選抜方法及び大学教育改善のための調査・研究  
Surveys and/or research to improve admission examination methods and university education.

なお、調査・研究及び結果の発表に際しては、個人が特定できないように処理します。

Surveys and/or research and publication of the results are processed in forms that do not identify individuals or reveal personal identity.

※ 本募集要項に記載するすべての日付及び時間は、日本国内における年月日及び日本標準時間(JST)によるものです。

NOTE: All the date and time mentioned in this guideline are based on JST.

信州大学大学院総合医理工学研究科

Graduate School of Medicine, Science and Technology

〔生命医工学専攻 3 年制コース : Department of Biomedical Engineering 3-year course〕

松 本 キ ャ ン パ ス Matsumoto Campus	〒390-8621 松本市旭 3-1-1 3-1-1, Asahi, Matsumoto 390-8621	Phone:+81-263-37-2424
長 野 ( 工 学 ) キ ャ ン パ ス Nagano-Engineering Campus	〒380-8553 長野市若里 4-17-1 4-17-1, Wakasato, Nagano 380-8553	Phone:+81-26-269-5050
伊 那 キ ャ ン パ ス Ina Campus	〒399-4598 上伊那郡南箕輪村 8304 8304, Minamiminowa-Village, Kamiina-County 399-4598	Phone:+81-265-77-1308
上 田 キ ャ ン パ ス Ueda Campus	〒386-8567 上田市常田 3-15-1 3-15-1, Tokida, Ueda 386-8567	Phone:+81-268-21-5501

発行: 信州大学(2024 年 9 月)

Published by Shinshu University (September 2024)

編集: 信州大学学務部学務課大学院室  
(総合医理工学研究科入試事務室)

Edited by Graduate School Office, Division of Student Affairs (Admissions Office)

〒 390-8621 松本市旭 3-1-1 Phone:+81-263-37-2863

3-1-1, Asahi, Matsumoto City, Nagano Prefecture, 390-8621 Japan

E-mail: [sogoiriko-ao-ml@shinshu-u.ac.jp](mailto:sogoiriko-ao-ml@shinshu-u.ac.jp)

URL: <https://www.shinshu-u.ac.jp/graduate/sogoiriko/en/>

\* 海外からのお問い合わせは E-mail にてお願いします。

For any inquiries from overseas, please send e-mail to the above address.