

2026 Academic Year (AY2026)  
October Enrollment

Shinshu University  
Graduate School of Medicine, Science and Technology

—Doctoral Programs—

Department of Medical Sciences, Medical Science Division  
Department of Biomedical Engineering (4-year course)

**Application Guidelines**  
for International Students Special Selection

(exam on June 11, 2026)

*Disclaimer: This English version of the Application Guidelines is an excerpt from the official Japanese document and is not legally binding. The Japanese version will be used in the event of any discrepancies.*

## 【About Internet Application】

Shinshu University is currently introducing an Internet application system.

Applicants are required to complete an online registration, print out the necessary documents and the examination card, and receive information for the admission throughout this system.

Keep your ID and password since you need to log in after the registration.

Please access the following URL for more details.

<https://www.shinshu-u.ac.jp/graduate/sogoiriko/en/admission/>

### 1. Enrollment Limits for October Admission of AY2026

Department of Medical Sciences	
Medical Science Division	Very limited number of students
Department of Biomedical Engineering	
Biotechnology Division (4-year course)	Very limited number of students
Biomedical Engineering Division (4-year course)	

*Note: Enrollment limits are the total number of students able to enroll throughout the academic year of 2026.*

### 2. Eligibility Requirements

All international applicants should first ascertain that they meet the application requirements. Submit your curriculum vitae to the Admissions Office before applying for Eligibility Assessment.

To be eligible to apply for our doctoral programs, international applicants must fall into ONE of the following requirement categories:

(1) Have completed or will complete 18 years of school curriculum in a foreign country provided successful completion of a course in Medicine, Dentistry, Pharmacy, or Veterinary Medicine by the time of anticipated matriculation (September 30, 2026).

(2) Have completed or will complete 18 years of school curriculum conducted by a country other than Japan through distance education while residing in Japan provided successful completion of a course in Medicine, Dentistry, Pharmacy, or Veterinary Medicine by the time of anticipated matriculation (September 30, 2026).

(3) Have completed or will complete an overseas university program (equivalent to completing 18 years of school curriculum of said foreign country) at an educational institution located in Japan established under the school education system of said foreign country, provided successful completion of the curriculum specified by the Japanese Ministry of Education, Culture, Sports, Science, and Technology (MEXT) as well as a course in Medicine, Dentistry, Pharmacy, or Veterinary Medicine by the time of anticipated matriculation (September 30, 2026).

(4) Have earned or will earn an academic degree equivalent to a Japanese bachelor's degree by completing a school program of 5 years or more (including completion of said program via school curriculum conducted by a country other than Japan through distance education while residing in Japan and via school curriculum specified by MEXT at an educational institution located in Japan established under the school education system of said foreign country) at a foreign university or institution (accredited by the government of said foreign country or by MEXT) provided successful completion of a course in Medicine, Dentistry, Pharmacy, or Veterinary Medicine by the time of anticipated matriculation (September 30, 2026).

(5) Have been recognized as having academic abilities equivalent or superior to those of a Japanese university graduate in Medicine, Dentistry, Pharmacy (6-year program), or Veterinary Medicine as a result of an individual eligibility assessment by Shinshu University Graduate School of Medicine, Science and Technology, providing the applicant has reached 24 years of age or older by the time of anticipated matriculation (September 30, 2026).

(6) Have completed or will complete 16 years of school curriculum in a foreign country provided successful completion of a course in Medicine, Dentistry, Pharmacy, or Veterinary Medicine by the time of anticipated matriculation (September 30, 2026), and have been recognized as having acquired the prescribed credits with excellent results by Shinshu University Graduate School of Medicine, Science and Technology.

(7) Have completed or will complete 16 years of school curriculum conducted by a country other than Japan through distance education while residing in Japan provided successful completion of a course in Medicine, Dentistry, Pharmacy, or Veterinary Medicine by the time of anticipated matriculation (September 30, 2026), and have been recognized as having acquired the prescribed credits with excellent results by Shinshu University Graduate School of Medicine, Science and Technology.

(8) Have completed or will complete an overseas university program (equivalent to completing 16 years of school curriculum of said foreign country) at an educational

institution located in Japan established under the school education system of said foreign country, provided successful completion of the curriculum specified by MEXT as well as completion of a course in Medicine, Dentistry, Pharmacy, or Veterinary Medicine by the time of anticipated matriculation (September 30, 2026), and have been recognized as having acquired the prescribed credits with excellent results by Shinshu University Graduate School of Medicine, Science and Technology.

*Note: You must hold a valid Japanese medical or dental license when engaging in any medical research involving clinical practice.*

### 3. Eligibility Assessment

International applicants who intend to apply for admission under the eligibility requirements of (5), (6), (7), or (8) must first undergo an individual eligibility assessment. Submit the required documents listed in the table below to the Admissions Office within the Application Acceptance Period.

#### (1) Application Acceptance Period

May 7, 2026 (Thursday) – May 13, 2026 (Wednesday)

Submit your application to:

**Admissions Office**

**Shinshu University Graduate School of Medicine**

**3-1-1 Asahi, Matsumoto, Nagano, 390-8621**

**Email: mdaigak@shinshu-u.ac.jp**

*Note: Mailed applications should be sent by Express Registered Mail and received by the Admissions Office no later than 5 p.m. on the final day of the Application Acceptance Period. The Admissions Office is closed on weekends and Japanese national holidays. For those living overseas, submissions via email will be accepted.*

#### (2) Required Documentation by Application Category:

Application Requirement Category (5)	
Document(s)	Additional Information
Admission Qualification Screening Application† (Form 4)	Fill out the form completely and legibly.

Statement of Purpose† (Form 5)	Write about what influenced your decision to undertake graduate study at Shinshu University and how you formulate research topics and pursue them toward your goals within a graduate program. Must be clearly legible.
Research History Certificate† (Form 6)	Required only if you have engaged in research at academic institutions.
Research Achievements Report† (Form 7)	Attach a copy of all manuscripts if you have engaged in research at academic institutions.
Final Degree Certificates‡	Official certificate of (prospective) graduation and sealed official transcript containing the signature of the head of your attended or attending department or university. Official certificate of (prospective) completion for master's program and transcript (if applicable).
Self-addressed Return Envelope (If you wish to receive your results by mail within Japan)	A return-mail envelope affixed with stamp(s) worth 110 yen to send you the results of your application eligibility. Envelope should be the Japanese long envelope #3 size (approximately 120 mm × 235 mm)

Application Requirement Category (6), (7), or (8)	
Document(s)	Additional Information
Admission Qualification Screening Application† (Form 4)	Fill out the form completely and legibly.
Statement of Purpose† (Form 5)	Write about what influenced your decision to undertake graduate study at Shinshu University and how you formulate research topics and pursue them toward your goals within a graduate program. Must be clearly legible.
Certificate of Enrollment‡ (proof of enrollment) or Certificate of Enrollment Periods‡	Document(s) confirming your enrolled status at your attended or attending universities containing the signature of the head of your department or university (and master's research department if applicable).

Academic Transcripts‡	Sealed transcripts from all attended or attending postsecondary institutions containing the signature of the head of your department or university (and master's research department if applicable).
Department Curriculum‡	A description of the courses or curriculum of the department at your attended or attending universities, such as a syllabus.
Self-addressed Return Envelope (If you wish to receive your results by mail within Japan)	A return-mail envelope affixed with stamp(s) worth 110 yen for us to send you the results of your application eligibility. Envelope should be the Japanese long envelope #3 size (approximately 120 mm × 235 mm)

† Official forms are available on the University website (<https://www.shinshu-u.ac.jp/graduate/sogoiriko/en/admission/medical-sciences/>).

‡ If the institution does not issue records in Japanese or English, original language records must be submitted with certified, complete, and exact Japanese or English translations.

### (3) Assessment Method

Eligibility decisions are based upon a comprehensive review of submitted documents, including years of education, academic transcripts, research history, and other considerations.

### (4) Date of Eligibility Decision Announcement

May 20, 2026 (Wednesday)

Decision letters will be sent out to all applicants on the announcement date. Applicants who are certified as eligible may proceed to the admission application steps.

## 4. Application Procedures

### (1) Application Acceptance Period

May 22, 2026 (Friday) – May 29, 2026 (Friday)

### (2) Application Method

For details on the online application process, please refer to "Online Application Process" on the following page.

Steps 1-5: Registration of application details, etc. (including uploading a photo)

Please read this application guide carefully and register your application details accurately. (Especially regarding the Admission Category and your desired major/field of study.) Please ensure your name is the same as it appears on your passport (in English).

Step 6: Payment of the Examination Fee

- A. Examination Fee: 30,000 yen \*A separate system usage fee (900 yen) is required.
- B. Payment Period: May 15, 2026 (Fri) – May 29, 2026 (Fri)

Please confirm the payment method details on the online application registration site. (Paperless payment methods such as credit card)

Step 7: Submission of Application Documents (in person or by post)

Print the Application Confirmation Sheet from the "Application List" on the online application registration site, place it in a commercially available envelope (240mm x 332mm) along with the necessary documents (refer to "(5) Required Documentation, etc."), affix the address label printed from the "Application List" on the online application registration site to the envelope, and submit it to the Admissions Office in person or send it by registered express mail.

\*Please note that registering on the online application registration site alone does not complete the application process. The application process is completed by submitting the application documents, etc., within the application period.

Step 8: Printing the Examination Card

After receiving the "Examination Number Confirmation Email," print it from the online application registration site. (\*It will not be sent by post.)

(3) Address:

Submit your application to:

**Admissions Office**  
**Shinshu University Graduate School of Medicine**  
**3-1-1 Asahi, Matsumoto, Nagano, 390-8621**  
**Email: mdaigak@shinshu-u.ac.jp**

*Note: Mailed applications should be sent by Express Registered Mail and received by the Admissions Office no later than 5 p.m. on the final day of the Application Acceptance Period. The Admissions Office is closed on weekends and Japanese national holidays. For those living overseas, submissions via email will be accepted.*

(4) Online application process

(Please see the following pages)

# Online Application Procedure

\*The procedure shown below is a standard image and may vary depending on the entrance exam category.  
Please follow the instructions on the screen to enter information.





## Online Application Procedure[Step1~8]



Step  
**1**

Prepare

Prepare a PC with an Internet connection and a printer, etc. Please download and print the application guidelines from the university website, read them carefully, and then register for your application. It may take time for the required documents\* to be issued. Please start preparing them early and ensure that you have them with you before applying.







\*Required Documents : It may vary depending on the entrance exam category.(An official transcript, data of your photo, etc.) For details, refer to the application guidelines.

Step  
**2**

Access the Online Application Website


Undergraduate



[https://www.shinshu-u.ac.jp/ad\\_portal/](https://www.shinshu-u.ac.jp/ad_portal/)

Access from  
the University website

Graduate Schools




<https://www.shinshu-u.ac.jp/grad/admission/>


Step  
**3**

New registration / Login


Enter the required information according to the instructions on the screen to register. If you have already registered, log in and proceed to Step 4.




①Check your PC environment.




②Check the notes.




③On the login screen,  
Click on ➔ New Registration



④Sending your email address for registering a new account.



⑤A registration URL will be sent to your registered email address.  
\*Configure your email settings to receive emails from the @kkc-net.co.jp domain.



⑥Set your password.

Record your registered email address and password.

Step

4

# Register the Contents of Your Application

Make sure to check the procedures and important notices on the screen, and then enter the required fields according to the instructions on the screen.



① Select the entrance exam category, etc.  
(includes confirmation of application for exemption from application fee)



② Select the desired faculty/department, etc.



③ Enter personal information.

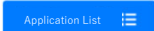


④ Confirm payment method for application fee.



⑤ Check your input.



⑥ Your application is registered.  
(A confirmation email will be sent to you)  
click on 

Step

5

# Upload a Photo of Your Face

Make sure to check the procedures and important notices on the screen, and then upload a photo.



① On the application list screen\*, click on 



② Select a photo and upload.



Do not edit photos.

\* If you have already logged out, access the online application website and log in again.

Step

6

# Pay the Application Fee, etc. Note: The application is not yet complete.

Make sure to check the procedures and important notices on the screen, and then make a payment according to the instructions on the screen.



① On the application list screen\*, click on 



② Select the payment method and click on 



Check the website for payment details.  
(Credit card and other electronic payments)

\* If you have already logged out, access the online application website and log in again.

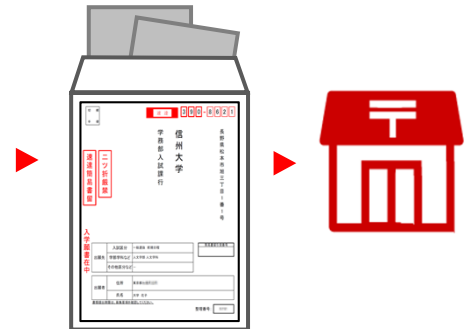
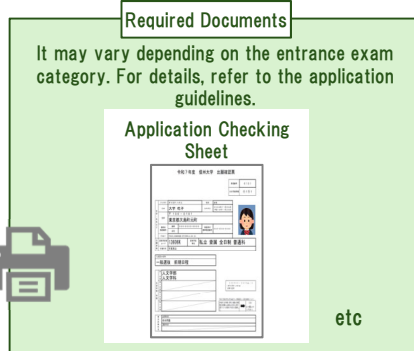
Step

7



# Mail the Required Documents

After completing the application registration and the payment of the application fee, print out “Application Checking Sheet” “Address Label”, and mail them together with the other required documents within the application period.



① On the application list screen\*, Click on Application Checking Sheet , Address Label

② Attach the Address Label (For submitting application documents) to a Kakugata No.2 envelope. (24cm×33.2cm)

\*If you have already logged out, access the online application website and log in again.



In case you need to correct or change any of your registered details after the application registration is completed, check the “Corrections” box and revise with a red pen on the Application Checking Sheet printed in step 7. However, changes to “Category”, “Department·Division etc”, “Selected Subject”, “Venue” will not be permitted.

## <Application is Complete>

### Important points when submitting your application

Your application will be completed by paying the application fee and mailing the required documents after completing the registration on the online application website. Please note that even if you complete the registration, **your application will not be accepted if the required documents are not received by the application deadline.**

Please check the application guidelines for the application period. Online application registration is available 24 hours a day starting approximately one week before the application period.

Step

8



# Print the Examination Card

Once your examination number has been confirmed, you can download your examination card from the “Application List” screen on the online application website. “Examination Number Confirmation Email” will be sent to the email address you registered on the online application website, so be sure to check it and print it.  
\*The Examination Card will not be mailed to applicants.



**【 Printing method 】**

- A4 size vertical
- Plain white paper on both sides
- Single-sided printing (Black and white printable)
- Cut off the bottom half



Be sure to bring the printed Examination Card with you on the day of the exam.

① Received “Examination Number Confirmation Email”

② On the application list screen, click on Examination Card

③ On the day of the exam

(5) Required Documentation:

Please submit all the documentation listed below during the application acceptance period.

① Please download following documentation from the Internet application confirmation site after the online registration. Please make sure that the printed information is correct.

<b>Document(s)</b>	<b>Additional Information</b>
Web Application Form	Print it out in A4 size (black and white printing is acceptable) after completing the online registration.
Mailing label (please use only if you send the documents by mail in Japan)	Print out this sheet and attach it on an envelope (24cmX33.2cm).

② Please prepare following item since you need to upload it during the online registration.

<b>Document(s)</b>	<b>Additional Information</b>
ID Photo	Please upload an image file of the ID photo .  - A color photo of the applicant only (upper body, facing forward, no hat, no background, no frame, taken within 3 months of application)  - The file format must be JPEG or PNG, and the photo must be of high quality (100KB to 5MB) (aspect ratio 4:3)  - Images that are unclear or have been edited are not acceptable.

③ Please download/print out following documents from the school of medicine website.

<https://www.shinshu-u.ac.jp/graduate/sogoiriko/admission/medical-sciences/>

<https://www.shinshu-u.ac.jp/graduate/sogoiriko/admission/biomedical-engineering/>

<b>Document(s)</b>	<b>Additional Information</b>
Agreement by your prospective supervisor† (Form 1)	The signature and name seal of your prospective supervisor are required.

Agreement by the head of an institution applicants belong† (Form 2) If applicable.	Only if the applicant will be a working student.
Application Form for International Students† (Form 3)	Please attach the following documents: Certificate of English or Japanese proficiency (if you have one). Proof of the financial background of the person paying the expenses, such as a bank balance certificate or scholarship certificate.
Examination type confirmation (Form 8)	Choose the examination type you would like to take.  (A) Take the examination at Shinshu University  (B) Submit your English proficiency certificate and take an online interview

④ The documentation the applicants need to prepare.

<b>Document(s)</b>	<b>Additional Information</b>
Academic Transcripts‡	Sealed transcripts from all attended or attending postsecondary institutions containing the signature of the head of your department or university (and master's research department if applicable).
Certificate of (prospective) Graduation of Bachelor's Course‡	Official certificate containing the signature of the head of your department or university.
Certificate of (prospective) Completion of Master's Course‡	Official certificate containing the signature of the head of your master's research department or university (if applicable).
Copy of Passport or Certificate of Residence	Applicants residing in Japan and in possession of a Resident Card or Alien Registration Card should obtain a Certificate of Residence from city office; otherwise, submit a copy of your passport ID page that

	includes your name, nationality, birth date, and sex, as well as a visa page if you have one.
Certificate of Application Eligibility	If you have undergone the eligibility assessment and been certified as eligible, submit a copy of the decision letter.

† Official forms are available on the University website

<https://www.shinshu-u.ac.jp/graduate/sogoiriko/en/admission/>

‡ If the institution does not issue records in Japanese or English, original language records must be submitted with certified, complete, and exact Japanese or English translations.

#### (6) Important Notices

- A. Those wishing to enroll in this program should consult with the faculty member in charge of their desired department in advance regarding research content, etc., before applying.
- B. Application documents will not be returned once they have been accepted.
- C. Requests for refunds of entrance examination fees will only be accepted in the following cases. In all other cases, entrance examination fees will not be refunded under any circumstances.
  - a.If the entrance examination fee is paid twice by mistake
  - b.If the entrance examination fee is paid but the application is not submitted or the application is not accepted
- D. The admission category and desired major/field of study cannot be changed once your application has been accepted.
- E. If any false statements are found in the submitted documents, admission will be revoked.
- F. If you change the receiving location (your contact information) after submitting the documents, please contact the Admissions Office immediately.

#### 5. Examination Card

You can download the examination card from the "Application List" on the Internet Application Registration Site after your examination number has been confirmed. An email confirming your exam number will be sent to the email address you registered on the application registration site.If you have not received an email confirming your exam

number one week before the exam date, please contact the Admissions Office immediately.

## 6. Application Review Process

Admission decisions are based on a careful review of all aspects of the applicant, including the written exam, interview, and academic transcripts.

- (1) Non-electronic translation dictionaries (including medical dictionaries) is permitted for the foreign language written exam.
- (2) The interview will be on a subject related to the department the applicant wishes to enter.
- (3) Applicants can take the examination by submitting their English proficiency certificates and taking online interviews (Type B) if they wish.

(Type A)

Examination Date and Location:

Date	Event and Time	Location
June 11, 2026 (Thursday)	Written Exam (in English) 10:00 – 12:00	Shinshu University School of Medicine (Matsumoto Campus)  Details will be sent to you via email.
	Interview 13:00 –	

(Type B)

### ① Certification of English Proficiency

Submit your certificate of TOEFL iBT or IELTS (Academic Module) or TOEIC (L&R) instead of taking written test at Shinshu University. These scores will be converted to the written test points out of 100.

#### 【TOEFL iBT】

Scores before January 20, 2026

TOEFL iBT 72 or more = 100 points

Less than 72 :  $\text{Converted points} = 100 \times (\text{TOEFL iBT Score}) / 72$

Submit your Test Taker Score Report.

(My Best Score will be accepted.)

Scores from January 21, 2026 onwards

TOEFL Score	2.5	3	3.5	4 or higher
Converted Points	47	61	80	100

Score Submission Method

Please submit the following two items:

- ① TOEFL iBT (including Home Edition) test score data  
Search for the following code in "My Test (or My Score)" on the TOEFL test-taker website "ETS Account (My TOEFL Home)" and submit it.  
Submission Code: Graduate School of Medicine, Shinshu University: "G064"
- ② Test Taker Score Report for TOEFL iBT (including Home Edition)  
Print the Test Taker Score Report, which can be downloaded from the TOEFL test-taker website "ETS Account (My TOEFL Home)," and submit it.

**【IELTS (Academic Module)】**

IELTS Overall Band Score	4.0	4.5	5.0	5.5 or higher
Converted Points	58	72	86	100

Submit your Test Report Form.

**【TOEIC (L&R)】**

TOEIC (L&R) 730 or more = 100 points

Less than 730 : Converted points =  $100 \times (\text{TOEIC L\&R Score}) / 730$

**Score Submission Method**

Please submit the following two items:

- ① "TOEIC Listening & Reading Test Score Data"  
From the TOEIC official application site's top page, submit your score entering the recipient organization code (Submission Code).  
Submission Code: Graduate School of Medicine, Shinshu University: "00030522"
- ② "Digital Official Certificate"  
Print the PDF certificate downloadable from the TOEIC application site and submit it.  
\*If you do not have both ① and ②, please submit the original TOEIC Listening & Reading Official Certificate (mailed to you) and a copy. The original will be returned after verification.

- Must be taken within 2 years from the entrance examination date.
- Submit the required certificate to the admissions office by June 11, 2026 (Thursday).

② Interview

Applicants are required to take online interview by Zoom instead of taking it at Shinshu University. You will receive further information at the registered email address upon your application.

**7. Important Notes**

(1) Policy on Tardiness:

- A. If you are late for the start of the examination, you will only be allowed to take the exam if you arrive at your designated examination room within 30 minutes of the start time.
- B. If you are unable to arrive on time due to an accident involving public transportation, please contact the university by phone immediately. Those who are late due to such circumstances may be allowed to take the exam according to the university's standards. Please note that this university does not offer make-up exams.

C. In the event of unforeseen circumstances such as disasters or accidents involving public transportation that make it difficult to conduct the examination according to the scheduled date, measures such as postponing the examination start time may be taken.

(2) Regarding Dishonest Conduct:

A. The following acts constitute dishonest conduct. If you engage in dishonest conduct, you will be instructed to stop the examination and leave the room, and you will not be allowed to take any further examinations. Furthermore, the results of any private English proficiency tests and interviews you have already taken will be invalidated. Depending on the circumstances, dishonest conduct may be reported to the police.

a. Intentionally providing false information or entries on the online application registration site or application documents (e.g., using someone else's photo, falsifying private English proficiency test scores).

b. Providing false answers during the interview.

c. Using electronic devices such as mobile phones, smartphones, wearable devices, tablet devices, electronic dictionaries, IC recorders, earphones, or music players during the interview.

\* This excludes the use of devices necessary for online interviews.

\* Earphones are considered to be in use if they are worn in the ears. (If you wish to use hearing aids, etc., during the interview due to illness, injury, or disability, you must apply for examination arrangements. (See "9. Prior Consultation for Applicants with Disabilities, etc.")).

B. In addition to the above, the following acts may also constitute dishonest conduct. If you do not follow instructions and are found to have engaged in dishonest conduct, the handling will be the same as in A above.

a. Not storing electronic devices such as mobile phones, smartphones, wearable devices, tablet devices, electronic dictionaries, IC recorders, earphones, music players, or any unauthorized tools, textbooks, reference books, dictionaries, etc., in your bag, etc., but carrying them on your person or holding them in your hand during the interview.

b. Causing sounds (e.g., incoming calls, alarms, vibrations) from mobile phones or watches, etc., to sound for an extended period during the examination, affecting the progress of the examination.

c. Making false statements about the examination that would benefit yourself or other examinees.

- d. Engaging in behavior that disturbs other examinees in the examination room.
- e. Disobeying instructions from supervisors, etc., in the examination room.
- f. Any other behavior that may compromise the fairness of the examination.

## **8. Notification of Decision**

### (1) Date of Acceptance Decision Announcement:

July 2, 2026 (Thursday) at 2:00 PM.

Examinees should log in to the online application registration site after the date and time mentioned above to check their results. (Click on "Check Acceptance Results" from the "Application List" on the site).

Inquiries about results by phone or email will not be answered.

### (2) Notification of Acceptance and Enrollment Procedures

Successful applicants will find their "Acceptance Letter (Download)" and "Enrollment Procedure Guide" on the online application registration site. The university will not send acceptance notifications or enrollment procedure guides by postal mail.

## **9. Enrollment Procedures**

Please log in to the online application site during the enrollment period and complete the procedures from "Enrollment Procedures" in the "Application List." Failure to complete the enrollment procedures within the period will be considered as declining enrollment at this university.

### (1) Enrollment Procedures Period

July 13, 2026 (Monday) – July 17, 2026 (Friday) until 5:00 PM.

### (2) Payments

#### A. Enrollment Fee and Tuition Fees

- a. Enrollment Fee: 282,000 yen (to be paid during the enrollment procedures period).
- b. Tuition Fees: 267,900 yen per semester (535,800 yen per year)

(Note 1) The amounts shown are as of April 2026. If the Enrollment Fee or Tuition Fees are revised at or during enrollment, the new Enrollment Fee/Tuition Fees will apply from the time of the revision. Those who have completed a Master's program at this university's graduate school and are proceeding to a doctoral program, and those who are international students on MEXT scholarship, are not required to pay the Enrollment Fee.

(Note 2) Enrollment fees already paid are non-refundable for any reason.

(Note 3) There is a financial aid system for those who have significant difficulty paying the Enrollment Fee and Tuition Fees. Please check the Student Support Center website for details. ([https://www.shinshu-u.ac.jp/campus\\_life/studentsupport/](https://www.shinshu-u.ac.jp/campus_life/studentsupport/)).

B. Student Insurance Premium

C. System usage fees (2% of the total enrollment payment) will be required.

In addition to the above, textbook and other expenses will be necessary after enrollment.

### (3) Important Notes on Procedures

Even if enrollment procedures are completed, admission will not be granted to those who cannot fulfill the admission qualifications by September 30, 2026.

## **10. Prior Consultation for Applicants with Disabilities, etc.**

We provide ongoing prior consultation for applicants with disabilities, etc. (visual impairment, hearing impairment, physical disability, developmental disability, chronic illness, etc.) who require special arrangements for examinations and studying at the university.

As arrangements for examinations may take time depending on the details, please consult with the contact below as early as possible in the application process and submit the necessary documents by the deadline.

Based on the prior consultation, the university will review and determine examination arrangements according to the type and extent of each disability, and notify the applicant. An interview with the applicant may also be conducted if necessary.

(Note) Please consult with us in advance even if you use commonly used aids such as hearing aids, crutches, or wheelchairs, as special arrangements may be necessary for the examination site setup.

(1) Submission Deadline: Must arrive no later than 5:00 PM on the first day of the application qualification screening (eligibility assessment) period.

### (2) Documents to Submit:

A. Application Form for Prior Consultation (Download from the university's website (Admissions Information Portal / Prior Consultation for Applicants Requiring Special Arrangements for Examinations) [https://www.shinshu-u.ac.jp/ad\\_portal/](https://www.shinshu-u.ac.jp/ad_portal/)).

B. Medical certificate or copy of disability certificate.

(3) Submission Address:

Admissions Office

Shinshu University Graduate School of Medicine

3-1-1 Asahi, Matsumoto, Nagano, 390-8621

Email: [mdaigak@shinshu-u.ac.jp](mailto:mdaigak@shinshu-u.ac.jp)