

Academic Year 2026 (April Admissions)

Master's Program at the Graduate School of Science and Technology  
**【Department of Science】**

Student Application Guidelines

Special Selection – Foreign Students

**【Matsumoto Campus】**



Admission Policy .....	1
1. Number of Applicants for the Department.....	2
2. Application Qualifications .....	2
3. Admission Qualification Screening .....	4
4. Application Procedures .....	5
5. Selection Method, Test Venues, and Date .....	11
6. Announcement of Results .....	12
7. Admission Procedures .....	12
8. Extended Study Program .....	13
9. Preliminary Consultation for Reasonable Accommodation .....	14
10. Security Export Control (for International Students) .....	14
11. Others.....	14
About Department of Science, Graduate School of Science and Technology .....	16
Contact list of Department of Graduate School of Science and Technology .....	17
Examination site information .....	18

✧ In the event of unforeseen circumstances (natural disasters, etc.) that makes it difficult to conduct the examinations according to the prescribed schedule and necessitate urgent notification to applicants, the information will be posted on the Admissions Information page of our website. Please be sure to check the latest information on our website.

(<https://www.shinshu-u.ac.jp/graduate/scienceandtechnology/english/>)

**Admission Policy  
of  
the Shinshu University Graduate School of Science and Technology**

With consideration for our core principles and educational goals, the Shinshu University Graduate School of Science and Technology actively seeks out persons with the following abilities and ambitions.

1. Persons capable of active learning in a university setting, who are sufficiently equipped with basic academic skills and acute intellectual abilities
2. Persons with a strong desire to pursue efforts in fundamental or applied research in the fields of science and technology
3. Persons who strive to serve as world-leading researchers in cutting-edge scientific and technological fields, or who strive to become high-level specialists capable of utilizing specialized knowledge to overcome complex and sophisticated problems and challenges

**Admission Policy  
of  
the Department of Science, Graduate School of Science and Technology**

With consideration for core principles and educational goals of the Graduate School of Science and Technology and Department of Science, we seek out persons with the following abilities and ambitions:

1. Persons who have sufficient basic academic skills and logical thinking
2. Persons who are curious about the wonder of nature
3. Persons who have a strong questioning mind about unknown natural science areas
4. Persons who strive to become researchers who earnestly search for the truth, or persons who strive to be active in the world as advanced specialists capable of utilizing acquired knowledge

## Special Selection – Foreign Students, Academic Year 2026 (April Admissions)

This application guideline is intended for the following Division / Unit at the Matsumoto Campus.  
All dates and times given here are based on Japan Standard Time [JST]. Currency is Japanese Yen.

### 1. Number of Applicants for the Department

Department	Division / Unit		Number of people to be Accepted
Science	Mathematics		A few applicants
	Science	Physics	
		Chemistry	
		Geology	
		Biology	
		Environmental Science	

### 2. Application Qualifications

Applicants must be persons who do not have Japanese citizenship, who, according to the Immigration Control and Refugee Recognition Act, have resident status that would not prevent entrance into a graduate school or who can obtain the appropriate status after entrance into a graduate school, and must meet any one of the following criteria.

- (1) Persons who have completed a 16-year education program in a country other than Japan, or who are expected to complete such a program by March 2026.
- (2) Persons who have taken courses in Japan through distance education conducted by a school in a country other than Japan and have completed a 16-year education program at the school, or who are expected to complete such a program by March 2026.
- (3) Persons who have completed an undergraduate program of a foreign school given in Japan which has been stipulated as an educational institution with a college program according to the school education regulations of its country, as well as designated by the Ministry of Education, Culture, Sports, Science and Technology, or who are expected to complete such a program by March 2026. This requirement is limited only to persons who have been deemed to have completed a 16-year education program in a foreign country.
- (4) Persons who have received or will receive a degree equivalent to a Bachelor's degree by March 2026 by completing a program (including the completion of the applicable program in Japan by taking distance-learning courses provided by the school of the applicable foreign country, or the completion of the course at an educational institution that comes to a recognition of the educational system of the applicable foreign country as well as the course is designated in the previous item) with a course term of three years or longer at a foreign university or other foreign school which should be limited to those evaluated about the overall condition of their education and research activities by the government of the applicable foreign country or

by authorized persons of the relevant organization, as well as those designated separately as equivalents by the Ministry of Education, Culture, Sports, Science and Technology.

- (5) Persons who are deemed to have academic capabilities equal to or greater than bachelor's degree holders through an individual preliminary assessment of equivalence of qualification by the Graduate School of Science and Technology, Shinshu University. Those persons must reach at least 22 years of age by March 31, 2026.
- (6) Persons who have completed a 15-year education program in a country other than Japan, or who are expected to complete such a program by March 2026. Those persons are required to have earned the necessary credits with excellent records as recognized by the Graduate School of Science and Technology, Shinshu University.
- (7) Persons who have taken courses in Japan through distance education conducted by a school in a country other than Japan and have completed a 15-year education program at the school, or who are expected to complete such a program by March 2026. Those persons are required to have earned the necessary credits with excellent records as recognized by the Graduate School of Science and Technology, Shinshu University.
- (8) Persons who have completed an undergraduate program of a foreign school given in Japan which has been stipulated as an education institution with a collage program according to the school education regulating of its country, as well as designated by the Ministry of Education, Culture, Sports, Science and Technology, or who are expected to complete such a program by March 2026. This requirement is limited only to persons who have been deemed to have completed a 15-year education program in the foreign country. Those persons are also required to have earned the necessary credits with excellent records as recognized by the Graduate School of Science and Technology, Shinshu University.

\* Those requiring screening under qualification (5) above are those who will be at least 22 years old by March 31, 2026, and have graduated from junior college, technical college, vocational college, or other type of school, or who have completed training course at a similar educational facility.

#### <ATTENTION>

Non-Japanese nationals who have graduated or are expected to graduate from a Japanese university (4 or more years of study) are not eligible for Special Selection of Foreign Students, but for General Selection. However, Japanese Government Scholarship (Monbukagakusho: MEXT) students are eligible for the Special Selection of Foreign Students.

### 3. Admission Qualification Screening

Applicants who wish to apply according to (5) to (8) of Application Qualifications will be screened for eligibility based on the following documents:

#### (1) Admission Qualification Screening Report and other documents for submission

Required Documents, etc.	Notes
Admission Qualification Screening Report	Download the prescribed application file and enter the required information. <a href="https://www.shinshu-u.ac.jp/graduate/scienceandtechnology/admission/science.php">https://www.shinshu-u.ac.jp/graduate/scienceandtechnology/admission/science.php</a>
Academic Background, Record of Past Activities, Work Experience, etc.	Submit a record regarding academic background, record of past activities, work experience, etc. (hereafter referred to as Academic background, etc.). with specific, but in any format. The following (①-④) are examples of items that may be included in Academic background, etc. Also, attach any published text, thesis, or reports related to Academic background, etc. ① Academic record from junior college, technical college, etc. ② Work experience in research or educational institutions, companies, etc. ③ Experience in activities with international organizations, overseas work experience, etc., and acquisition of language skills appropriate to such activities ④ Work experience in computer software development, etc.
Official Transcript, Certificate of (Expected) Graduation	If the applicant's final academic background is a junior college, technical college, vocational college or other educational institutions, the applicant must submit a Certificate of (expected) Graduation with an official signature of the President of the college or the Head of the school from which applicant graduated. Also, the official transcript <b><u>must be sealed in an envelope</u></b> . Additionally, if the applicant has ever enrolled at a university, the applicant must submit the Official Transcript with an official signature of the President of the university or the Dean of faculty enrolled in. Also, the Official Transcript <b><u>must be sealed in an envelope</u></b> .  *1 If the certificates or documents to be submitted are written in a language other than English (or Japanese), attach an "English translation (or Japanese translation) - with notarized proof of translation" prepared by an official public notary organization such as the attended school or embassy. *2 To submit a copy of an original certification document which cannot be reissued (e.g., in the cases of schools which issue certificates of completion or transcripts of grades only once or qualification certificates, etc.), please submit a notarized copy of the original from an official public notary organization such as the attended school or embassy.
Return Envelope	Clearly print your name, address, and postal code on No.3 Envelope (120mm×235mm), and affix a 110yen stamp. *For use in forwarding results of Admission Qualification Screening

#### (2) Reception of Admission Qualification Screening Report

Period for Receipt of Admission Qualification Screening Report	From October 14, 2025 (Tue.) to October 17, 2025 (Fri.) *All documents must arrive by 5:00 p.m. of the deadline
Notification of Results of Admission Qualification Screening	November 4, 2025 (Tue.)
Address for Submissions	Admission Office, Graduate School of Science and Technology, Shinshu University 3-1-1 Asahi, Matsumoto, Nagano 390-8621 E-mail : s_admi@shinshu-u.ac.jp

\* Bringing applications will be accepted between 8:30 a.m. and 5:00 p.m. (weekday only)

\* Submitting applications by mail, please use registered mail (from overseas, use EMS or DHL) and indicate clearly in red on the front of the envelope as: “Documents for Graduate School Master’s Program Admission Qualification Screening enclosed”.

## 4. Application Procedures

### (1) Application period and address for submissions

Registration on the Online Application Website and payment of the application Fee	From October 28, 2025 (Tue.)
Period for submission of application documents	From November 4, 2025 (Tue.) to November 7, 2025 (Fri.) *All documents must arrive by 5:00 p.m. of the deadline
Where to submit documents	Admission Office, Graduate School of Science and Technology, Shinshu University 3-1-1 Asahi, Matsumoto, Nagano 390-8621 E-mail : <a href="mailto:s_admi@shinshu-u.ac.jp">s_admi@shinshu-u.ac.jp</a>

### (2) How to apply

For details on the registration on the Online Application Website, see ‘(6) Online Application Procedure’ starting on page 8.

#### **Step 1~5 Registration of application details (including uploading your photograph)**

Please read this application guide carefully and register your application details to ensure that they are correct, particularly the category of entrance examination, the major you wish to enter.

#### **Step 6 Payment of application fee**

a. Application fee: 30,000 yen (Note: Japanese Government Scholarship students are not required to pay the application fee.

\*In addition, system usage fee (900 yen) is required.

b. Payment period: From October 28, 2025 (Tue.) to November 7, 2025 (Fri)

(Note: For details on payment methods, please check on the Online Application Website. (Paperless payment by credit card)

#### **Step 7 Submission of application documents (by post)**

Print out the “Application Checking Sheet” from the “Application List’ on the Online Application Website and place it in a square No. 2 envelope (240 mm x 332 mm) or an envelope of similar size together with the required documents (see ‘(3) Application documents’). Attach the address label printed from the ‘Application List’ on the Online Application Website to the envelope and send it by registered express mail (EMS or DHL from overseas) to the Admission Office of the Graduate School of Science and Technology (Department of Science). Applications can be received on weekdays from 8.30am to 5pm.

The application procedure is not completed simply by registering on the online application registration website. The application procedure is completed by sending the application documents by post within the application period.

#### **Step 8 Printing the Examination Card**

After receiving an ‘Examination Number Confirmation Email’, please print the Examination Card from the Online Application Website. (\*The application form will not be sent by post.)

### (3) Application Documents

#### ① Documents to be printed from Online Application Website

\*Be sure to check the information provided is correct. If there are any errors, please correct them in red and submit them.

Application Documents	Notes
Application Checking Sheet	Print the Application Checking Sheet on A4 size paper from the Online Application Website (monochrome printing is acceptable).
Address sheet *only for mail	When submitting by mail, print out the address sheet from the Online Application Website, attach it to a square No. 2 envelope (240mm x 332mm) or an envelope of similar size, put the application documents in, and mail it.

#### ② Applications that need to be uploaded on the application registration site

Application Documents	Notes
Photo	Upload photo data at the Online Application Website. The photo must be a color photo of the applicant, full-facing upper body, without a hat, without a background. The file format should be JPEG or PNG, taken in high resolution (100 KB to 5 MB) and photo size in aspect ratio 4:3. Photos that are unclear, have a dark background, or have been manipulated are not acceptable.

#### ③ Documents prepared by applicant

Application Documents	Notes
Reports 【Applicants for mathematics division】	Applicants who apply to Mathematics Division must submit the following reports either in English or Japanese: ( i ) Summary of a theory, theorem or seminar problem, etc., in which you are particularly interested, two pages long in A4-sized paper. ( ii ) Summary of research field and topics of interest that you plan to study after enrollment on a single A4-sized paper.
Research Proposal 【Applicants for science division】	Applicants who apply to Science Division must submit a 1,000-letter or less (250 words or less in English) summary of their major research at the undergraduate school and their research plans at the graduate school. (One A4-size sheet, free format, with your name at the top)
Certificate of application qualifications 【persons other than graduates (expected to graduate) from the Faculty of Science, Shinshu University】	Submit an <b>original</b> Certificate of (expected) Graduation issued by the President of the applicant or the dean of the relevant faculty (Head of the institution if not a university). *1 If the certificates or documents to be submitted are written in a language other than English (or Japanese), attach an “English translation (or Japanese translation) with notarized proof of translation” prepared by an official public notary organization such as the attended school or embassy. *2 To submit a copy of an original certification document which cannot be reissued (e.g., in the cases of schools which issue certificates of completion or transcripts of grades only once or qualification certificates, etc.), please submit a notarized copy of the original from an official public notary organization such as the attended school or embassy.

<b>Official Transcripts</b> 【persons other than graduates (expected to graduate) from the Faculty of Science, Shinshu University】	Submit an <b>original</b> Official Transcript issued by the President of the university of the applicant or the dean of the relevant faculty (Head of the institution if not a university). *1 If the certificates to be submitted are written in a language other than English or Japanese, attach an “English translation or Japanese translation with notarized proof of translation” notarized by an official public notary organization such as the attended school or embassy. *2 To submit a copy of an original document which cannot be reissued (e.g., in the cases of schools which issue certificates of completion or transcripts of grades only once or qualification certificates, etc.), please submit a notarized copy of the original from an official public notary organization such as the attended school or embassy.
<b>Copy of a Passport, a Resident card</b>	<All applicants> A copy of the photo page of your passport (including the page showing your name, nationality, date of birth, and gender) <Residents of Japan> A copy of your resident card (front and back)
<b>Certificate of the Japanese Government Scholarship</b>	The Japanese government scholarship students who are on the register at the other university must present the Certificate of the Japanese Government (Monbukagakusho) Scholarship student that is issued by the university.

#### (4) Important notes regarding applications

- ① Applications will not be accepted unless all required documents are submitted.
- ② Once the application documents have been submitted, changes to the desired department or division / unit will not be accepted.
- ③ Application documents that have been received cannot be returned under any circumstances.
- ④ Applicants must put the name of a research advisor they desire in the column of "Name of Desired Advisor" on the Admission Application Form. Before filling in this name and submitting your application, you must contact the desired advisor and spend enough time discussing your suitability for your desired research field etc. For inquiries in English please send an e-mail to the following address.  
 Admission Office, Graduate School of Science and Technology, Shinshu University  
 E-mail: [s\\_admi@shinshu-u.ac.jp](mailto:s_admi@shinshu-u.ac.jp)  
 \* Applicants to the Mathematics Division are not required to meet with the desired research advisor before applying.
- ⑤ Application fee that has been received cannot be returned. However, the application fee will be refunded upon request of applicants if applicants have inappropriately paid the application fee in duplicate, or if the application is not submitted or accepted even though the application fee has been paid. For details on the procedure, see the application fee refund procedure page on Admissions Portal site of University's website: [https://www.shinshu-u.ac.jp/ad\\_portal/return/index.html](https://www.shinshu-u.ac.jp/ad_portal/return/index.html) (Japanese version only “入試情報ポータル / 入学検定料返還手続” ).
- ⑥ If false statements are made in the submitted documents, the acceptance will be withdrawn.
- ⑦ If there is any change in address or e-mail address, applicants must inform the Admissions Office immediately of it by e-mail: [s\\_admi@shinshu-u.ac.jp](mailto:s_admi@shinshu-u.ac.jp)

#### (5) Exemption from application fees

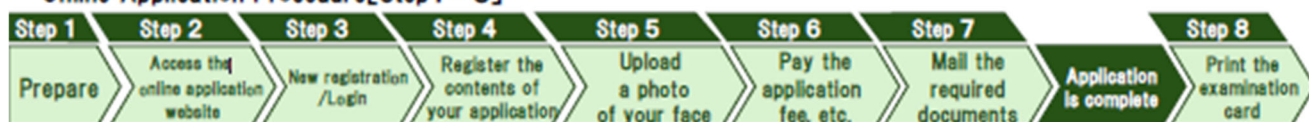
Based on the Disaster Countermeasures Act enacted by the Japanese government, application fees may be waived in some cases. Please contact admission office for details.

(6) Online Application Procedure

# Online Application Procedure

\*The procedure shown below is a standard image and may vary depending on the entrance exam category.  
Please follow the instructions on the screen to enter information.

## Online Application Procedure[Step1~8]



Step  
1

### Prepare

Prepare a PC with an Internet connection and a printer, etc. Please download and print the application guidelines from the university website, read them carefully, and then register for your application.  
It may take time for the required documents\* to be issued. Please start preparing them early and ensure that you have them with you before applying.

\*Required Documents: It may vary depending on the entrance exam category.(An official transcript, date of your photo, etc.) For details, refer to the application guidelines.

Step  
2

### Access the Online Application Website

Undergraduate

[https://www.shinshu-u.ac.jp/ad\\_portal/](https://www.shinshu-u.ac.jp/ad_portal/)

Access from the University website

Graduate Schools

<https://www.shinshu-u.ac.jp/grad/admission/>

Step  
3

### New registration / Login

Enter the required information according to the instructions on the screen to register.  
If you have already registered, log in and proceed to Step 4.

①Check your PC environment.

②Check the notes.

③On the login screen, Click on **New Registration**

④Sending your email address for registering a new account.

⑤A registration URL will be sent to your registered email address.  
\*Configure your email settings to receive emails from the @kko-net.co.jp domain.

⑥Set your password.

Record your registered email address and password.

# Step

# 4

## Register the Contents of Your Application

Make sure to check the procedures and important notices on the screen, and then enter the required fields according to the instructions on the screen.



① Select the entrance exam category, etc.  
(Includes confirmation of application for exemption from application fee)



② Select the desired faculty/department, etc.



③ Enter personal information.



④ Confirm payment method for application fee.



⑤ Check your input.



⑥ Your application is registered.  
(A confirmation email will be sent to you)  
click on [Application List](#)

# Step

# 5

## Upload a Photo of Your Face

Make sure to check the procedures and important notices on the screen, and then upload a photo.



① On the application list screen\*, click on [Upload a photo](#)



② Select a photo and upload.



Do not edit photos.

\* If you have already logged out, access the online application website and log in again.

# Step

# 6

## Pay the Application Fee, etc. **Note: The application is not yet complete.**

Make sure to check the procedures and important notices on the screen, and then make a payment according to the instructions on the screen.



① On the application list screen\*, click on [Pay](#)



② Select the payment method and click on [To the Payment Page](#)



Check the website for payment details.  
(Credit card and other electronic payments)

\* If you have already logged out, access the online application website and log in again.

# Step

# 7

## Mail the Required Documents

After completing the application registration and the payment of the application fee, print out "Application Checking Sheet", "Address Label", and mail them together with the other required documents within the application period.




① On the application list screen\*, Click on Application Checking Sheet

Print

, Address Label

Print

\*If you have already logged out, access the online application website and log in again.



② Attach the Address Label (For submitting application documents) to a Kakugata No.2 envelope. (24cm x 33.2cm)



In case you need to correct or change any of your registered details after the application registration is completed, check the "Corrections" box and revise with a red pen on the Application Checking Sheet printed in step 7. However, changes to "Category", "Department-Division etc.", "Selected Subject", "Venue" will not be permitted.

## <Application is Complete>

### Important points when submitting your application

Your application will be completed by paying the application fee and mailing the required documents after completing the registration on the online application website. Please note that even if you complete the registration, **your application will not be accepted if the required documents are not received by the application deadline.** Please check the application guidelines for the application period. Online application registration is available 24 hours a day starting approximately one week before the application period.

# Step

# 8

## Print the Examination Card

Once your examination number has been confirmed, you can download your examination card from the "Application List" screen on the online application website. "Examination Number Confirmation Email" will be sent to the email address you registered on the online application website, so be sure to check it and print it. The Examination Card will not be mailed to applicants.



① Received "Examination Number Confirmation Email"



② On the application list screen, click on Examination Card

Print

### [ Printing method ]

- A4 size vertical
- Plain white paper on both sides
- Single-sided printing (Black and white printable)
- Cut off the bottom half



Be sure to bring the printed Examination Card with you on the day of the exam.

③ On the day of the exam

## 5. Selection Method, Test Venues, and Date

### (1) Selection method

Selection will be based on the results of the oral examination and the application documents.

### (2) The test venues shall be set up at Matsumoto Campus. (3-1-1 Asahi, Matsumoto City)

Applicants residing abroad may take the examination online.

### (3) Details of the exam are as follows..

Division / Unit		Date	Examination	Notes
Mathematics		November 19, 2025 (Wed.) 9:00-	Oral examination	Each applicant will be given a 30-60-minute oral examination. You will be asked to present the contents of the report (i) submitted at the time of application using a blackboard for about 10 minutes and answer questions related to it.
Science	Physics Chemistry Geology Biology Environmental Science	November 19, 2025 (Wed.) 9:00-	Oral examination	Each applicant will be given a 30-60-minute oral examination. The applicant will be asked to give a 20-minute explanation of the research proposal submitted at the time of application, and answer questions related to the proposal and basic knowledge. As a rule, English will be used as the language of instruction. A written examination may be required.

### (4) Precautions when taking the examination

#### (i) Examination Card, and personal belongings on the day of examination

The Examination Card can be downloaded from the “Application list” on the Online Application Website after the examination number is confirmed. An e-mail confirming your examination number will be sent to the e-mail address registered on the Online Application Website. Please be sure to check the Examination Card, print it out (black and white print is acceptable), and bring it with you on the day of the examination. Also, please bring writing utensils, a watch, and other items necessary for the examination.

#### (ii) Notification of Examination Date and Time

In the Department of Science, the examination procedure differs for each research unit.

After receiving your application, details of the examination administration, including the starting time of the examination, will be sent to the e-mail address registered on the application from the relevant unit supervisor (domain is @shinshu-u.ac.jp). If you have not received any notification one week prior to the examination date, please contact the Admissions Office of the Department of Science.

#### (iii) Notes

(a) If you are late for the designated meeting time specified in (ii), you will not be allowed to take the exam. However, if you are unable to arrive at the meeting time due to an accident involving public transportation, etc., please contact the university immediately. Late arrivals due to such circumstances may be allowed to take the exam in accordance with the standards set by the university. Please note that the university does not offer make-up exams.

(b) Please be sure to turn off your cell phone before entering the waiting room or examination room.

(c) Cell phones may not be used in place of a watch during the examination.

(d) It is prohibited to talk about the content of the exam to a third party\* or post it on a social networking service after the exam.

\* Not applicable if you report the contents of the examination to your academic advisor on or after the day following the examination date.

(e) If there are any changes in the selection process due to unforeseen circumstances (natural disasters, etc.), we will contact you via the e-mail address you registered at the time of application or notify you on our website. Please be sure to check our website for the latest information.

<https://www.shinshu-u.ac.jp/graduate/scienceandtechnology/>

- (iv) If the examinations are not conducted at the scheduled time due to natural disasters, traffic accidents, or other unavoidable circumstances, special arrangements such as postponement of the start time may be taken.
- (v) Not taking even one of examination subjects designated by the department will be considered absent and will not be a successful applicant.

## 6. Announcement of Results

### (1) Announcement of Results

December 3, 2025 (Wed.) 2:00 p.m.

- ✧ Successful applicants should log in to the Online Application Website after the above date and time to confirm whether they have been accepted or not. (Click on 'Confirmation of Successful Applicants' from the 'Application List' on the same website)
- ✧ The list of examination numbers of successful applicants will also be posted on the 'Announcements' section of the website of the Graduate School of Science and Technology (<https://www.shinshu-u.ac.jp/graduate/scienceandtechnology/>). Immediately after the announcement, there is a lot of traffic, and it may be difficult to get through. In this case, please try again after a while. Please note that the announcement will not be posted on the university campus. Inquiries regarding the results by phone or e-mail will not be accepted.

### (2) Notification of Acceptance and Admission Procedures

Successful applicants will be notified of their acceptance (downloadable form) and given information on the admission procedures on the Online Application Website. The university will not send notification of acceptance or enrollment procedures by mail.

### (3) Confirmation of Admission

Successful applicants are requested to submit the Confirmation of Admission by December 19, 2025 (Fri.) 17:00. Submission methods will be posted in the "Guide to Admission Procedures".

## 7. Admission Procedures

Successful applicants are required to log in to the Online Application website during the admission procedure period and complete the procedures from "Admission Procedures" in the "Application List". Applicants who do not complete the admission procedures during the period will be considered to have declined admission to the University.

### (1) Admission procedure period

From March 9, 2026 (Mon.) to March 13, 2026(Fri.) 5:00 p.m.

## (2) Payments of fees

### ① Admission and tuition fees

A. Admission Fee amounts 282,000 yen. \* Payable during the admission procedure period

B. Tuition (1st and 2nd semester) 267,900 yen each [535,800 yen per year]

\*Payable by bank transfer after enrollment.

(Note)

a. Amounts are as of April 2025. If the admission and tuition fees are revised at the time of admission or while the student is enrolled, the new admission and tuition fees will be applied from the time of revision.

b. The entrance fee already paid is non-refundable under any circumstances.

c. A financial aid system is available for those who have extreme difficulty in paying the admission and tuition fees. For details, please check the website of the University's Student Support Center ([https://www.shinshu-u.ac.jp/campus\\_life/studentsupport/](https://www.shinshu-u.ac.jp/campus_life/studentsupport/)).

② Student insurance fee (for the student education and research accident insurance and the GAKKENSAI incidental liability insurance\*) \*Please pay during the enrollment procedure period.

③ Other system fees (2% of the total amount paid at the time of enrollment) are required.

In addition to the above, fees for teaching materials, etc. will be required after enrollment.

## (3) Documents to be submitted after completion of enrollment procedures

The following documents must be submitted at the beginning of April 2026. Please note that failure to submit the documents or failure to meet the eligibility requirements for application and admission will result in cancellation of acceptance and disqualification from admission, even after enrollment.

### ① Certificate of Graduation (Completion) (1 copy)

Applicants who have taken the entrance examination and completed the admission procedures with the expectation of graduation (completion).

### ② Letter of Pledge (1 copy)

To be jointly signed by the applicant and guarantor in the form designated by the university and to be submitted by all applicants. Details will be announced in the “Guide to Admission Procedures” .

## (4) Notes on the admission procedures

Applicants who have completed the admission procedures but cannot meet the admission requirements by March 31, 2026 will not be admitted.

## 8. Extended Study Program

Extended Study Program is a convenient study option for working students. Well-planned long-term study can facilitate their academic work and reduce tuition fees. Applicants of this program will be reviewed by the university. If permitted, they aim to obtain a degree by completing courses within a period of up to four years.

If you wish to use this program, inquire the admission office (s-admi@shinshu-u.ac.jp).

## 9. Preliminary Consultation for Reasonable Accommodation

Preliminary consultation is always available for those who require special arrangements due to disabilities (visual impairment, hearing impairment, physical disability, developmental disorder, or health-related needs) that require special arrangements during the entrance examinations or in classes after enrollment.

Accommodation for the examination may take time to respond depending on the details. Please contact Admissions Office (s\_admi@shinshu-u.ac.jp) and submit your documents by 5:00 p.m. Friday October 17, 2025. After reviewing the submitted documents, the applicant will be notified of the accommodation for taking the examination. In addition, an interview may be conducted if necessary.

(Note) If you need to take an examination using a hearing aid, crutches, or a wheelchair, etc., special arrangements may be required in the setting up of the exam room, and we will need advance notice to manage these adjustments.

### Documents to be submitted

(1) Downloaded application form from the University's website, “入試情報ポータル” / “受験上の配慮を必要とする方の事前相談” / “事前相談の申込様式（大学院入試）”; Preliminary Consultation Application Form for Reasonable Accommodation[Graduate School Entrance Examinations].

<[https://www.shinshu-u.ac.jp/ad\\_portal/consultation/index.html](https://www.shinshu-u.ac.jp/ad_portal/consultation/index.html)>

(2) Copy of a medical certificate which states the type and severity of your disability.

### Where to submit and contact

Please submit the above documents to the Admissions Office (s\_admi@shinshu-u.ac.jp).

## 10. Security Export Control (for international students)

From the perspectives of exporting goods, providing technologies and people-to-people exchange, Shinshu University has established the Shinshu University Security Export Control Regulations in accordance with the Foreign Exchange and Foreign Trade Act to develop the system of export control.

International students subject to such legislation should have sufficient discussions with their academic advisor prior to applying to our university, and should note in advance that:

- If they fall under any of the regulated matters, they may not be able to receive the desired education or their research activities may be restricted after enrollment.
- If regulation is tightened due to amendment of the law, or for any other reason, the student may be unable to continue research already under way.

cf. the Shinshu University Security Export Control Regulations

(<https://www.shinshu-u.ac.jp/guidance/regulations/act/frame/frame110000169.htm>)

## 11. Others

(1) Completion of coursework and degree

A Master of Science degree will be awarded to those who have been enrolled in the Department of Science at the Graduate School of Science and Engineering for at least two years, who have earned at least 30

credits in the required subjects in each division or unit, and who have passed the thesis review and final examination.

(2) Japanese Language Proficiency

After acceptance, Japanese will be the primary language used for various procedures and classes. Applicants are required to have enough Japanese language ability to understand the contents of the master's course.

(3) Scholarship

Those who wish to receive a scholarship from the Japan Student Services Organization (JASSO) will be selected after a screening process.

(4) Request for information materials

If you are unable to print the Application Guideline and wish to have it mailed to you, please send a return envelope (No.2 envelope [240mm×332mm] with the requestor's name, address, and postal code clearly written on the front, with a 320 yen stamp attached) in a separate envelope and send them to the Admission Office indicated in the contact list in page 17.

(5) Use of personal information

Personal information obtained through the selection of applicants at Shinshu University will be used for the following purposes in addition to the selection of applicants.

- ① Enrollment procedures
- ② Academic records management
- ③ Guidance for studying
- ④ Student support services
- ⑤ Security export control procedures (for international students)
- ⑥ Surveys and research to improve admission selection methods and university education.

The results of the survey/research and publication of the results will be handled in such a way that individuals cannot be identified.

## About Department of Science, Graduate School of Science and Technology

For more information, please visit the site: <https://www.shinshu-u.ac.jp/graduate/scienceandtechnology/english/science/>

Division	Group
Mathematics	Algebra
	Geometry
	Mathematical Analysis
	Natural Informatics

Division	Unit	Group
Science	Physics	Physical Property Theory
		Magnetic Physics
		Optical Physics
		Elementary Particle Theory
		High Energy Physics
		Cosmic Ray Physics
		Observational Astronomy
	Chemistry	Analysis Chemistry
		Inorganic Chemistry
		Organic Chemistry
		Physical Chemistry
	Geology	Stratigraphy and Tectonics
		Petrology and Mineralogy
	Biology	Plant Ecology
		Phylogenetics and Evolution
		Reproductive Biology
		Molecular Symbiology
		Genetic Education
		Plant Parasitic Mycology
		Molecular Optogenetics
		Bird Ecology
		Evolutionary Anthropology
		Plant Cell Biology
	Environmental Science	Earth System Analysis
		Ecological System Analysis

## Contact list of Department of Graduate School of Science and Technology

The Graduate School of Science and Technology consists of the following 5 departments.

\*This application guideline describes the Department of Science.

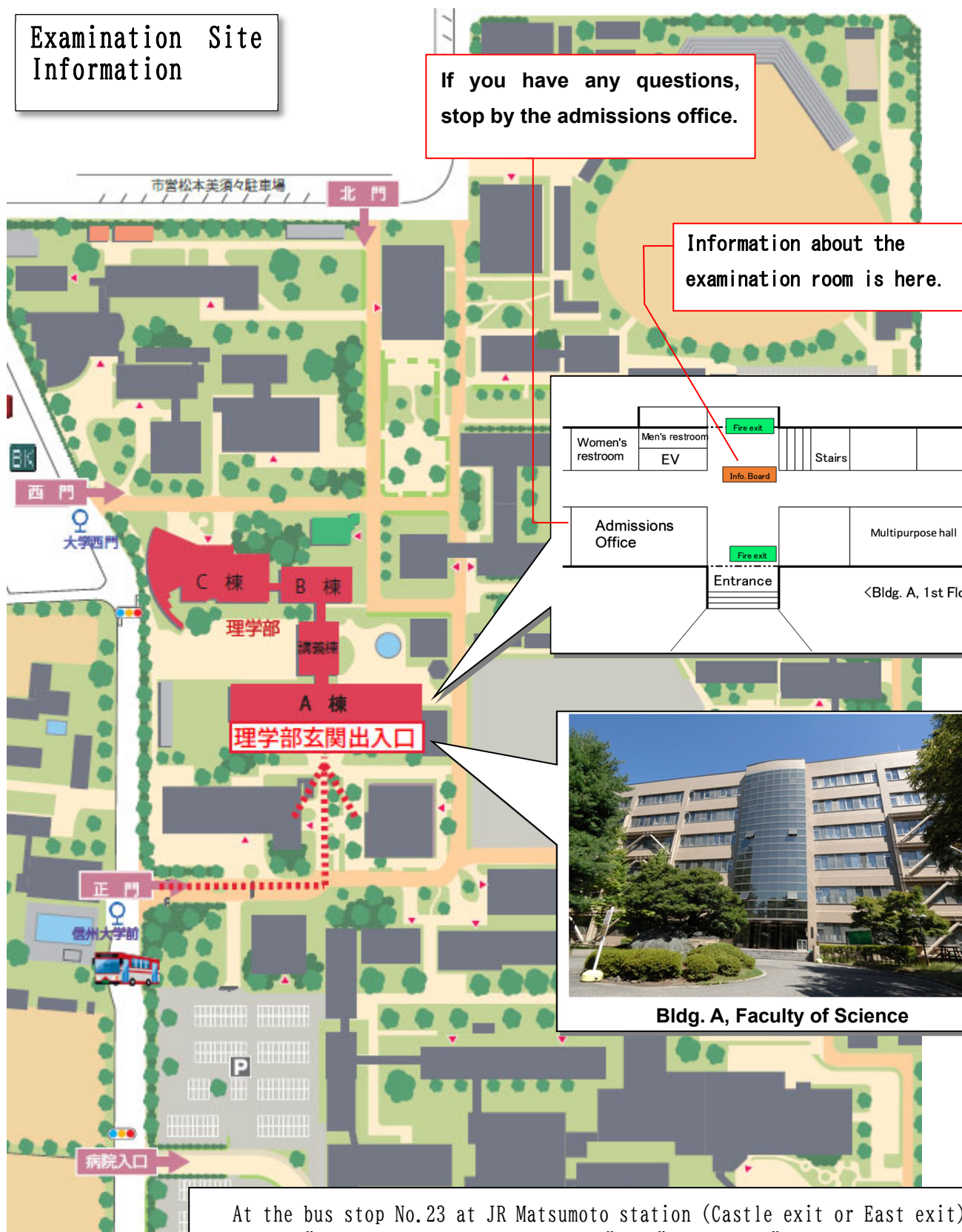
For other departments, please contact the "Contact of Inquiries".

Department	Contact for Inquiries
<b>Department of Science</b>	<b>Admission Office, Graduate School of Science and Technology, Shinshu University (Matsumoto Campus) 3-1-1 Asahi, Matsumoto, Nagano 390-8621 E-mail: s_admi@shinshu-u.ac.jp</b>
Department of Engineering	Admission Office, Graduate School of Science and Technology, Shinshu University (Nagano-Engineering Campus) 4-17-1, Wakasato, Nagano 380-8553 TEL 026-269-5056
Department of Textile and science technology	Admission Office, Graduate School of Science and Technology, Shinshu University (Ueda Campus) 3-15-1, Tokida, Ueda, Nagano 386-8567 TEL 0268-21-5304
Department of Agriculture	Admission Office, Graduate School of Science and Technology, Shinshu University (Ina Campus) 8304, Minamiminowa-Village, Kamiina-Country, 399-4598 TEL 0265-77-1310
Department of Biomedical Engineering	Graduate School Office, Division of Student Affairs, Shinshu University 3-1-1 Asahi, Matsumoto, Nagano 390-8621 TEL 0263-37-2863

## Examination Site Information

If you have any questions, stop by the admissions office.

Information about the examination room is here.



At the bus stop No.23 at JR Matsumoto station (Castle exit or East exit), take a "Shindai Yokota circular line" or "Asama line" and get off at the bus stop "Shinshudaigaku Mae". The bus will take about 15 minutes. After getting off the bus, walk through the main gate and arrive at Bldg. A of Faculty of Science in about 2 minutes.